

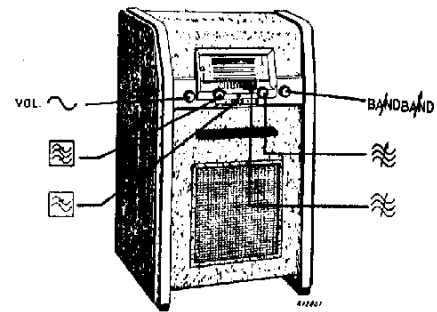
13,8—51 m
175—585 m
708—2000 m

9672 Z=7 Ω


































































































110, 127, 145 V
200, 220, 245 V

473 kc/s

70 W



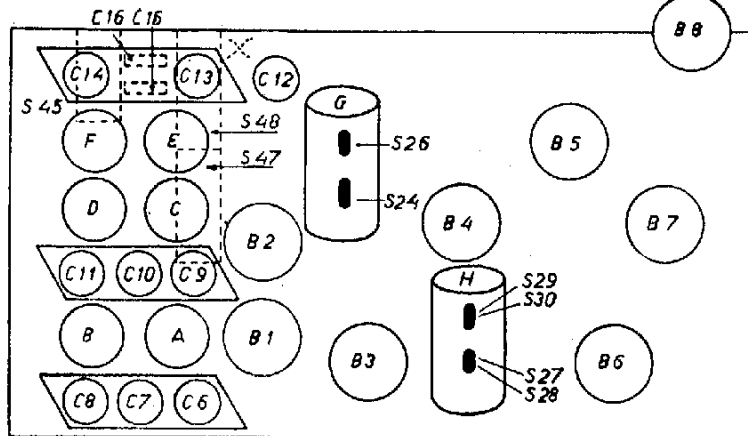
1938/39

 175—585 m I	 175—585 m III	 13,8—50,5 m III		
<div>VOL max    max  C3, C4, C5  180 m  473kc/s-33000 pF-g4B2  S27/S28-82 pF  S29/S30 max  S27/S28  S30 — 82 pF  S27/S28, S26, S24  S30</div>	<div>VOL max    max  C3, C4, C5, + 15°  S45 + 1)  1600 kc/s—   C13, C10, C7 max   —40 pF-aB2  546 kc/s—   C3, C4, C5, ( 546 kc/s  C15 max</div>	<div>VOL max    max  C3, C4, C5 + 15°  S47, S48 + 1)  20 Mc/s  C12, C9, C6 max   —40 pF-aB2  6 Mc/s—   C3, C4, C5  Mc/s  X max</div>		
 708—2000 m III	 175—585 m (S45)	 175—585 m V		
<div>VOL max    max  C3, C4, C5 + 15°  400 kc/s—   C14, C11, C8 max   —40 pF-aB2  160 kc/s—   C3, C4, C5,  160 kc/s    C16 max</div>	<div>VOL max    max  S45 + 1)  —40 pF-aB2  925 kc/s—   C3, C4, C5  925 kc/s  S45—max</div>	<div>  566 kc/s—   C3, C4, C5  566 kc/s   530 m  1250 kc/s—   C3, C4, C5  1250kc/s   1250 m </div>		
 30 m	 25 m	 20 m	 16 m	 13 m
 9,6 Mc/s	 11,8 Mc/s	 15,225 Mc/s	 17,8 Mc/s	 21,6 Mc/s

15° = 2V 351 06.3*

1) = 09 992 92.0*

1) = 09 992 93.0*



R 11420

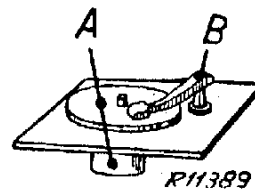
	B1	B2	B3	B4	B5	B6	B7	B8
	EF8	ECH3	EF9	EAB1	EF6	EL3	AZ1	EM4
Vat	210	195	225		60	245		V
Vg3	230	—	—		—	—		V
Vg2	—	90	100		90	230	230	
Vk	2	2,1	2,4		—	5,5		V
Iah	7,15	1,8	5,7		1,16	34,5		mA
Iat	—	4,3	—		—	—		mA
Ig3	0,2	—	—		—	—		mA
Ig2	—	1,9	1,7		0,4	3,6	0,34	mA

VC1 = 275 V

VC2 = 260 V

VC23 = 230 V

R1	0,82 MΩ	48 425 10/820K	C1	50 μF	48 312 09/50
R2	270 Ω	48 425 10/270E	C2	50 μF	48 317 09/50
R3	1000 Ω	48 426 10/1K	C23	50 μF	49 005 53.2
R4	270 Ω	48 425 10/270E	C3	12-518 pF	49 000 27.0*
R5	33 Ω	48 425 10/33E	C4	12-518 pF	
R7	0,82 MΩ	48 425 10/820K	C5	12-518 pF	
R8	22000 Ω	48 427 10/22K	C6/		
R9	22000 Ω	48 427 10/22K	C14	2,5-20 pF	49 005 05.2
R10	3900 Ω	48 427 10/3K9	C15	20-275 pF	49 005 53.2
R11	270 Ω	48 425 10/270E	C16	20-275 pF	49 005 53.2
R12	47000 Ω	48 425 10/47K	C17	82 pF	48 601 10/82E
R14	2 × 4,7 MΩ	48 427 10/4M7	C18	100 pF	48 601 10/100B
R16	330 Ω	48 425 10/330E	C19	47000 pF	48 750 10/47K
R17	330 Ω	48 425 10/330E	C21	100 pF	48 601 10/100B
R18	56000 Ω	48 426 10/56K	C22	47000 pF	48 750 10/47K
R19	10 Ω	48 425 10/10E	C23		
R21	1 MΩ	48 426 10/1M	C24	0,1 μF	48 751 10/100K
R22	0,275 MΩ	49 501 02.0	C25	47 pF	48 601 10/47B
R22a	0,075 MΩ		C26	82 pF	48 601 10/82E
R23	3,9 MΩ	48 427 10/3M9	C27	350 pF	48 429 02/350B
R24	2,7 MΩ	48 427 10/2M7	C29	94 pF	
R26	1,8 MΩ	48 427 10/1M8	C30	100 pF	
R27	0,82 MΩ	48 425 10/820K	C32	47000 pF	48 750 10/47K
R28	2,7 MΩ	48 427 10/2M7	C33	106 pF	
R29	1000 Ω	48 425 10/1K	C34	113 pF	
R30	220 Ω	48 425 10/220E	C35	18 pF	48 601 10/18B
R32	27000 Ω	48 427 10/27K	C36	39 pF	48 601 10/39E
R33	0,1 MΩ	48 427 10/100K	C37	47000 pF	48 751 10/47K
R36	0,68 MΩ	48 425 10/680K	C38	470 pF	48 601 10/470B
R37	180 Ω	48 425 10/180E	C39	47000 pF	48 750 20/47K
R39	15000 Ω	48 425 10/15K	C40	0,1 μF	48 750 20/100K
R40	0,33 MΩ	48 425 10/330K	C41	10000 pF	48 750 20/10K
R43	50000 Ω	49 500 80.1*	C43	3,3 pF	48 601 98/3E3
R44	12 Ω	48 468 10/12E	C44	82 pF	48 601 10/82E
R51	1800 Ω	48 425 10/1K8	C45	330 pF	48 601 10/330E
R52	1500 Ω	48 551 10/1K5	C47	2200 pF	48 758 20/2K2
R54	220 Ω	48 425 10/220E	C48	33 pF	48 601 10/33E
R55	39 Ω	48 425 10/39E	C52	82000 pF	48 750 10/82K
R56	1,5 MΩ	48 426 10/1M5	C53	0,47 μF	48 751 20/470K
R57	1,5 MΩ	48 426 10/1M5	C56	33000 pF	48 751 10/33K
R58	68 Ω	48 425 10/68E	C63	47000 pF	48 751 10/47K
R59	0,47 MΩ	48 425 10/470K	C64	1000 pF	48 757 20/1K
R61	1,5 MΩ	48 426 10/1M5	C65	50 μF	48 313 02/50
R62	18000 Ω	48 425 10/18K	C66	1500 pF	48 751 20/1K5
R63	2200 Ω	48 425 10/2K2	C68	33000 pF	48 750 10/33K
R64	68 Ω	48 425 10/68E	C69	6800 pF	48 750 10/6K8
R66	1,5 MΩ	48 426 10/1M5	C70	47000 pF	48 750 10/47K
R68	33000 Ω	48 425 10/33K	C71	100 μF	48 313 52/100
R69	0,18 MΩ	48 425 10/180K	C72	25 pF	28 182 24.1
R71	12000 Ω	48 426 10/12K	C73	18000 pF	48 750 10/18K
R73	56000 Ω	48 425 10/56K	C74	27 pF	49 055 08.2
			C75	47000 pF	48 751 20/47K
			C79	68000 pF	48 750 20/68K
			C80	0,22 μF	48 751 10/220K
			C85	0,22 μF	48 750 10/220K
			C91	150 pF	48 601 20/150B
			C92	10000 pF	48 750 10/10K
			C93	27 pF	49 055 08.2
			C94	0,18 μF	48 750 10/180K

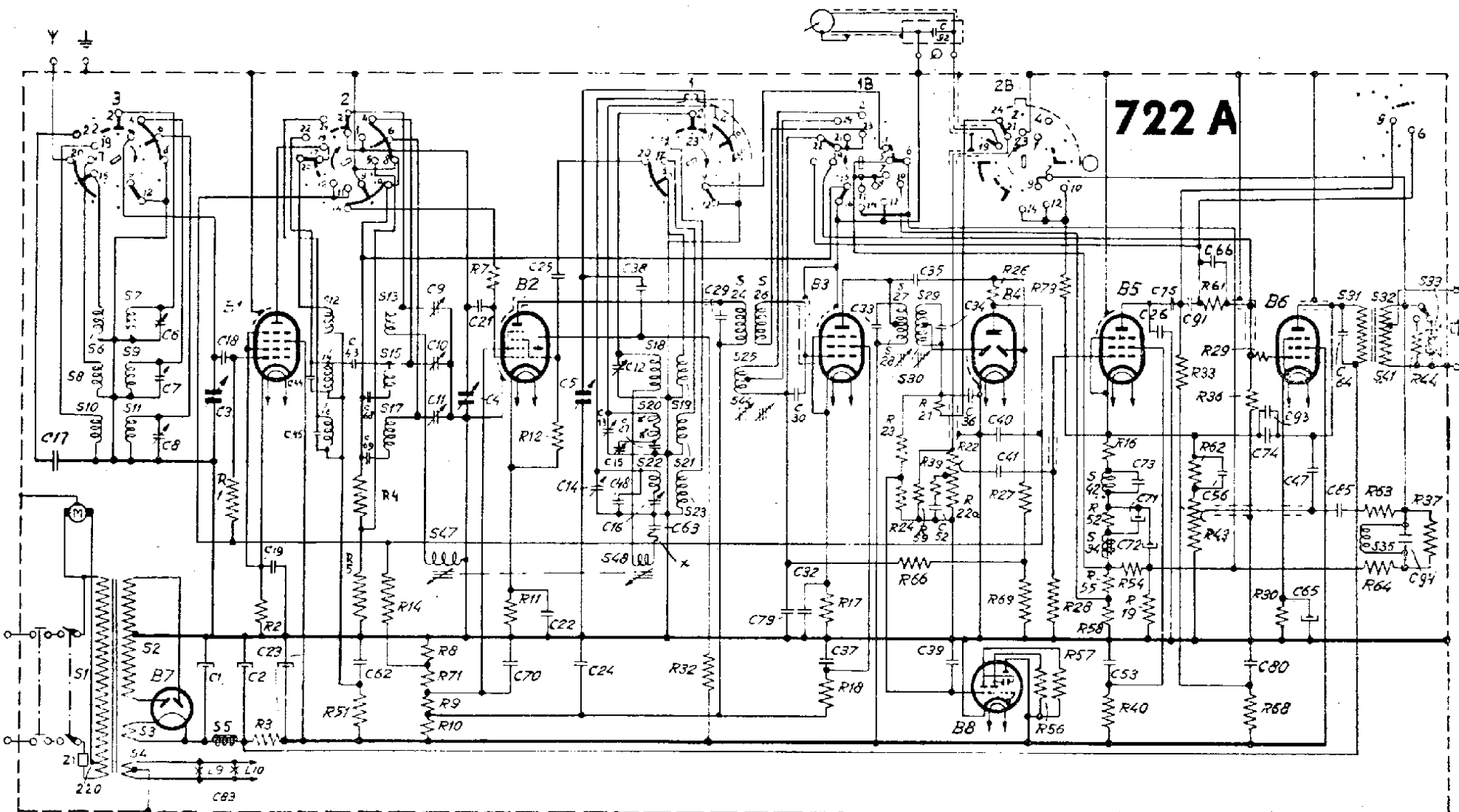
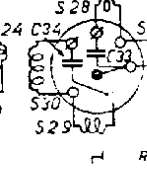
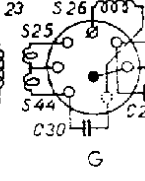
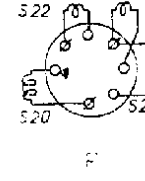
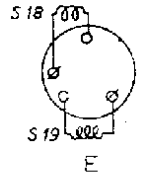
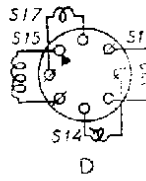
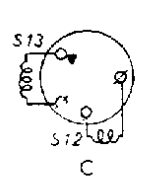
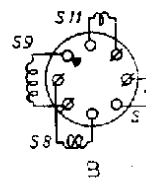
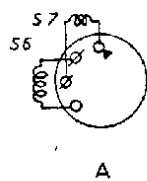
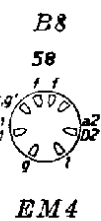
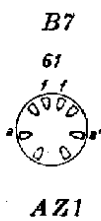
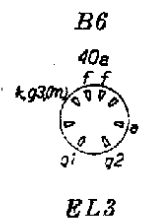
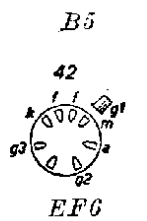
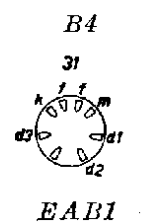
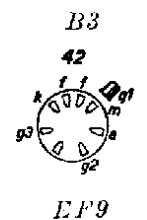
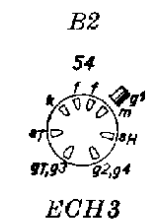
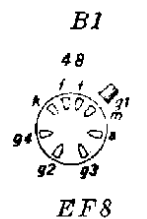


R11389

A+B

RC6


Z1, S1, S2, S3, S4	A 1 055 51.0	S24, S25, S26	A 1 036 08.1
S5	49 217 12.0	S44, C29, C30	A 1 036 08.1
S6, S7	A 1 036 15.0	S27, S28, S29	A 1 036 27.4
S8, S9	A 1 036 18.0	S30, C33, C34	A 1 080 75.0
S10, S11	A 1 036 16.0	S31, S32, S41	49 981 28.0
S12, S13	A 1 036 19.0*	S33	49 217 11.0
S14, S15	A 1 036 17.0	S34	28 587 93.0*
S16, S17	A 1 036 13.0	S35	A 1 000 68.2*
S18, S19		S42	A 1 000 69.0*
S20, S21		S45	A 1 000 67.2*
S22, S23		S47, S48	



R12567

STRENG VERTROUWELIJKALLEEN VOOR PHILIPS
SERVICE HANDELAREN

COPYRIGHT 1939

P H I L I P S

BANDBAND

**SERVICE DOCUMENTATIE**
voor de Radio-gramofoons**TYPE 722 A/U****ALGEMEENE GEGEVENS**

De 722A is een radio-gramfoon voor wisselstroomvoeding met een platenwisselaar RC6 met kristal pick-up en een chassis dat behoudens enkele wijzigingen overeenkomt met dat van de 895 X. (Zie fig. 1; de dik geteekende gedeelten zijn de verschillen met de 895 X).

De 722 U is gelijk aan de 722 A, doch geschikt voor gelijkstroomvoeding door middel van een trillerunit 7882 C. De ingehouwde platenwisselaar is de RC5. De verschillen met de 722 A zijn gegeven in fig. 2.

Zie voor het afregelen en repareren van het apparaat, de documentatie van 895 X. Voor reparaties aan de gramfoonunit zie de documentaties RC6 en RC5.

De bediening van de knoppen komt overeen met die van de 895 X. De toegevoegde spraakmuziekschakelaar wordt bediend door middel van een hefboompje die zich onder de schijf voor de toonregelaar bevindt.

De gramfoonmotor van de 722 A is verbonden met de 110 V aftakking van de voedingstransformator. Het klemmenbordje onder de draaitafel moet dus steeds voor de spanning 100—130V aangesloten zijn.

OPMERKING:

Indien het pompje bij de gramfoonunit, niet goed meer functioneert, moet het zuigertje geolied worden, ofwel men moet een nieuw zuigertje monteren.