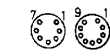
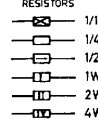


ZF/IF: AM 460kHz FM 6.75MHz

Gleichspannungsmessung mit Voltmeter Ri 20kΩ/V.
D.C. VOLTAGE TEST WITH VOLTMETER Ri 20kΩ/V.

Widerstände
RESISTORS

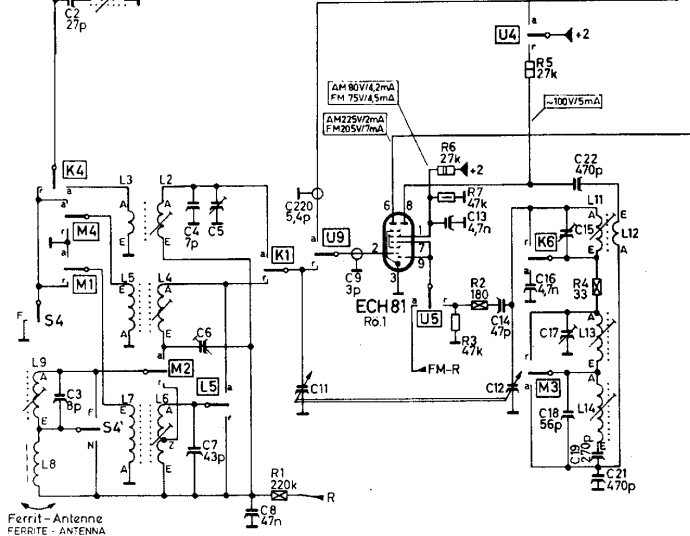
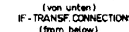


Röhren-Fassungen Meß-Buchse
(von unten) TUBE SOCKETS (from below)
(von oben) TEST SOCKET (from above)

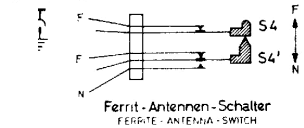
Kondensatoren
CAPACITORS

1p = 1MMF
1n = 0.001μF
1μ = 1MF

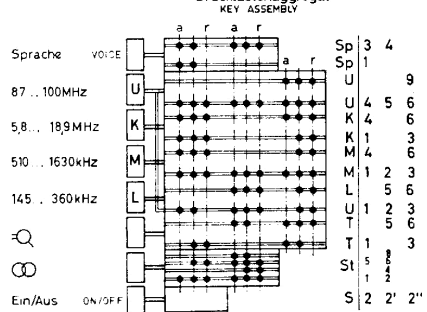
Filter-Anschlüsse
(von unten) IF - TRANS CONNECTIONS (from below)



Ferrit-Antenne
FERRITE - ANTENNA



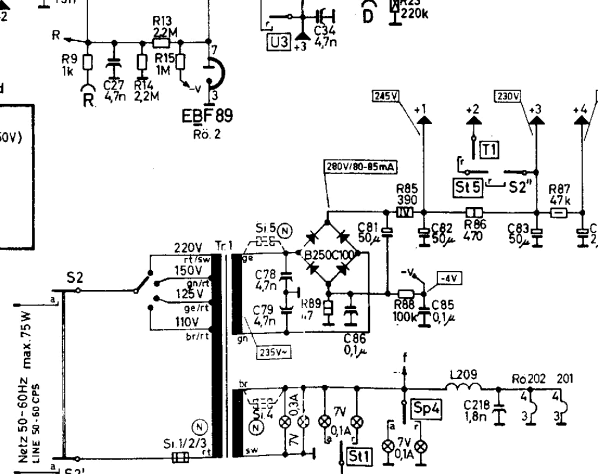
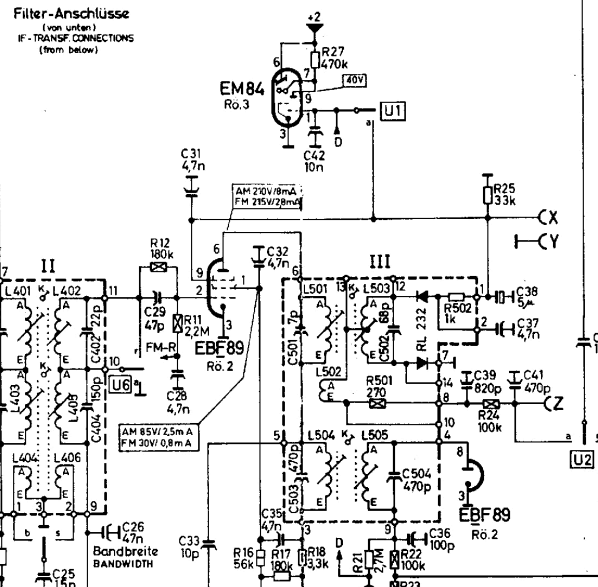
Druckastlenaggregat
KEY ASSEMBLY



a = Arbeitskontakt/OPERATING CONTACT
r = Ruhekontakt/RESTING CONTACT

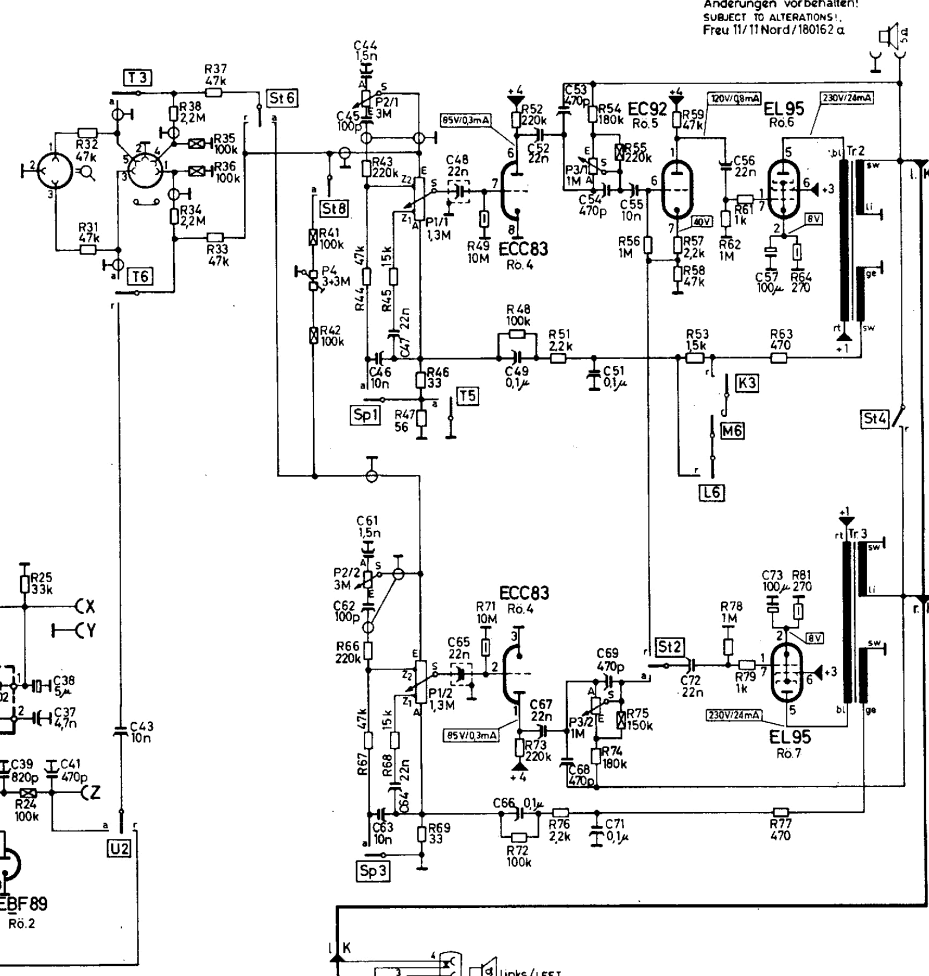
(N) = Freudenstadt 11 Nord

Si 1 T0.4A → T630mA(220V)
Si 2 T0.7A → T800mA(125...150V)
R85 390/4W → 390/5W
R86 470/1W → 470/3.5W
Zusätzlich/ADDITIONAL:
Si 3 1A(110V)
Si 4 6A
Si 5 250mA

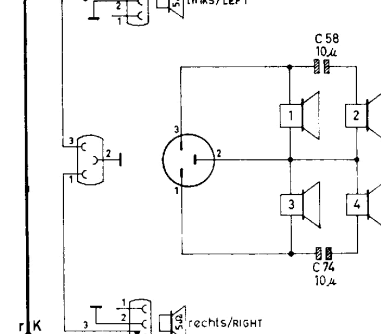


Sicherungen/FUSES

1 = T0.4A 220V
2 = T0.7A 110V/125V/150V



Änderungen vorbehalten!
SUBJECT TO ALTERATIONS!
Freu 11/11 Nord/180162 a



SABA

Freudenstadt 11
Freudenstadt 11 Nord
-Stereo-