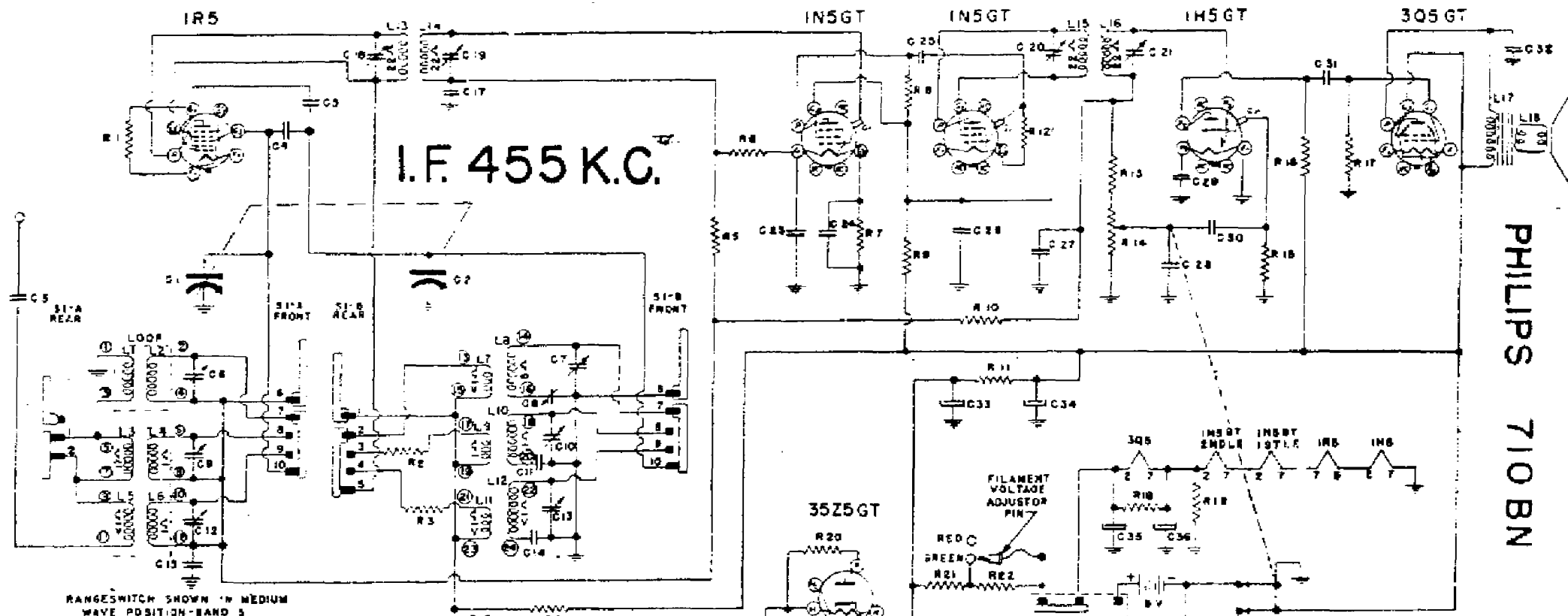


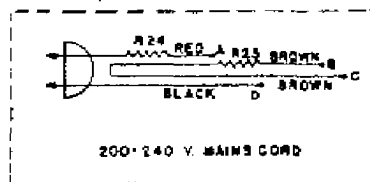
L	1-3-0-2-4-5				13-14				7-9-11-8-10-12				15-16				17-18								
C	3	1-6-9-12-15				4	5	18	2-17-19-16-7-8-10-11-13-14				22	23	24	25-26-33		20-27-34		21-35-28-29-36-30		31	32		
R						2	3			24	4		5	6	23-20	7	8-9-21	10-11-22-12		13-14	8	19	15	16	17



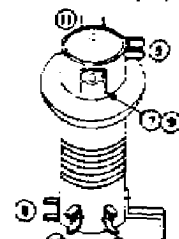
R1	100K.	.25 W.
R2	100	.25 W.
R3	10	.25 W.
R4	10K.	.25 W.
R5	3MEG.	.25 W.
R6	3MEG.	.25 W.
R7	1K.	.25 W.
R8	15K.	.25 W.
R9	150	.25 W.
R10	3MEG.	.25 W.
R11	1.5K.	.25 W.
R12	100K.	.25 W.
R13	100K.	.25 W.
R14	1MEG.	VOL. CONT.
R15	3MEG.	.25 W.
R16	1MEG.	.25 W.
R17	2MEG.	.25 W.
R18	5K.	.25 W.
R19	1K.	.25 W.
R20	100	2 W.
R21	1400	10W.
R22	700	10W.
R23	550	
R24	470	

C1	15-450 MMF.
C2	15-450 MMF.
C3	.01 MFD. 400V.
C4	4 MMF.
C5	100 MMF.
C6	2.5-25MMF.
C7	2.5-25 MMF.
C8	200-700 MMF.
C9	2.5-25MMF.
C10	2.5-25 MMF.
C11	.0015 MFD.
C12	5-40MMF.
C13	5-40MMF.
C14	.0035 MFD.
C15	.05 MFD. 200V.
C16	.05 MFD. 200V.
C17	.05 MFD. 200V.
C18	IN 1ST LF.
C19	IN 1ST LF.
C20	IN 2ND LF.
C21	IN 2ND LF.
C22	1 MFD. 400V.
C23	1 MFD. 400V.
C24	.25 MFD. 200 V.

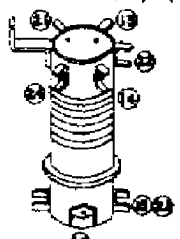
C25	.0005 MFD.
C26	1 MFD. 400 V.
C27	100 MMF.
C28	100 MMF.
C29	.05 MFD. 200V.
C30	.003 MFD. 200V.
C31	.003 MFD. 200 V.
C32	.003 MFD. 200 V.
C33	40 MFD. 150 V.
C34	40 MFD. 150 V.
C35	100 MFD. 50 V.
C36	100 MFD. 50 V.



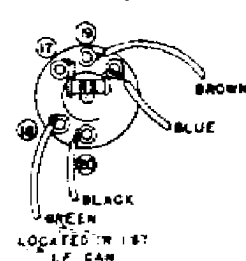
ANTENNA COIL BANDS 1&2(L3,L4,L5,L6)



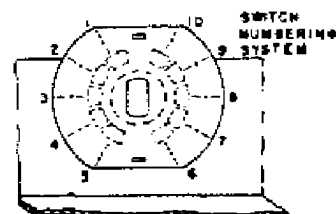
OSCILLATOR COIL BANDS 1&3(L7,L8,L1,L12)



OSCILLATOR COIL BAND 2 (L9,L10)



"BATTERY-MAINS" CHANGE OVER SWITCH SHOWN IN "MAINS" POSITION



DIAL DRUM AT LOW FREQUENCY END OF DIAL, BAND CLOSED.



DRIVE CORD TO HAVE 3 TURNS AROUND TUNING SHAFT