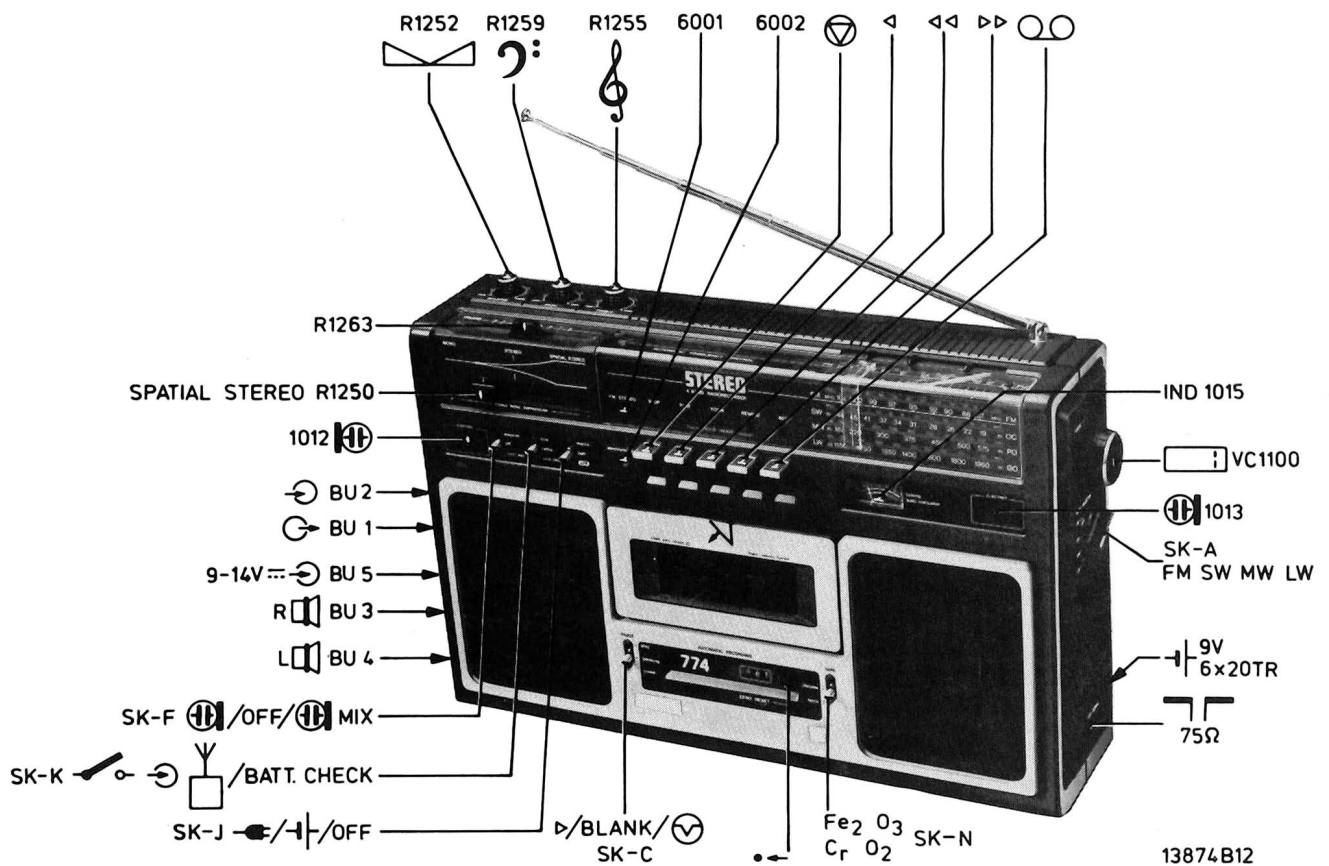



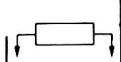














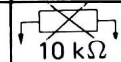





















Service
Service
Service

Service Manual







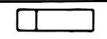





SK...							
AM	/00 /15 468 kHz /28 /50 /19/59 460 kHz	   			5125 5124 5119 5115		 max.
LW - G.O. 150-260 kHz	147 kHz		Max. cap.		5509 1 + 3 10 k Ω	5111	 max.
SW - O.C. 5.95-15.45 MHz	5.83 MHz					5110	
MW - P.O. 520-15.45 MHz	1635 kHz		Min. cap.			2135	
SW - O.C. 5.95-15.45 MHz	15.76 MHz					2130	
LW - G.O. 150-260 kHz	157 kHz				 10 k Ω 5509 1 + 3	5509	 max.
MW - P.O. 520-1605 kHz	550 kHz 1500 kHz					1110 2120	
SW - O.C. 5.95-15.45 MHz	6.2 MHz 14.5 MHz					5108 1100e	
FM	 10,7 MHz via 5 nF $\Delta f \pm 180$ kHz (50 Hz)	   		5125		5123 5118 5114 5105 5104	  
FM 87.5-104 MHz	86.5 MHz 105 MHz 86.5 MHz	  	Max. cap. Min. cap. Max. cap.			5103 5101 1100d 1100b 5125	    




↑ Repeat - Répéter

Stereo decoder

Décodeur stéréo

SK...	PM6455 				
FM (87.5-104 MHz)	100 MHz + 19 kHz		 100 MHz	5401	 .13 IC6400 Max.
	100 MHz + 19 kHz + 1 kHz/5 kHz + L		 100 MHz	5400	BU1 (5-2) R min.

SPECIFICATION

	9 V (6xR20)	Wow and flutter	: $\leq 0.35 \%$
	110 V, 127 V, 220 V, 240 V 50-60 Hz	Tape speed	: 4.75 cm/sec at 15-35 °C
	2x3 W ± 1 dB 4 Ω 2x2 W ± 1 dB 4 Ω 3.5x6"	Playback freq. resp.	: 80-10000 Hz within 6 dB
IF AM	468 kHz	Rec/freq. resp. acc to DIN 45511 (Fe2O3 tape)	
IF FM	10.7 MHz	Power consumption (no output)	
		220 V	3.3 W
		9 V	0.54 W
SW	5.75-15.45 MHz		
MW	520-1605 kHz		
LW	150-260 kHz		
FM	87.5-104 MHz		

GB

Changing the voltage

For change-over to another mains voltage, see circuit and wiring diagrams.

Besides, the type plate **must** be adapted.

Important:

The extra wire that makes a connection between the screening of the FM and the loudspeaker, functions as counter pole of the telescopic aerial and the screening of the HF-section. Therefore, the length and position of this wire are important.

F

Changement de la tension

Pour ce qui est de la commutation de la tension secteur, consulter le schéma de principe et le plan de câblage.

La plaquette de type **devra** alors aussi être modifiée.

Attention:

La liaison additionnelle entre le blindage et le H.P. sert de pôle opposé pour l'antenne télescopique et le blindage de la section HF. La longueur de ce fil et sa position sont dès lors importants.

NL

Spanningsomschakeling

Voor omschakeling naar een andere netspanning zie principeschema en bedradingsschema.

Tevens **moet** het typeplaatje aangepast worden.

Belangrijk:

De extra draad die een verbinding maakt tussen de afscherming van de FM en de LS dient als tegenpool van de telescoopantenne en afscherming van het H.F. gedeelte. De lengte en ligging van deze draad is daarom belangrijk.

D

Spannungsumschaltung

Zum Umschalten auf eine andere Netzspannung siehe Prinzipschaltbild und Verdrahtungsplan.

Auch **muss** die Typenplatte angepasst werden.

Wichtig:

Der extra Draht, die die Abschirmung der F.M. und den Lautsprecher verbindet, dient als Gegenpol der Teleskopantenne und der Abschirmung des HF-Teils. Die Länge und die Lage dieses Drahtes sind darum wichtig.

I

Cambiamento della tensione



Per quanto concerne la commutazione delle tensione rete, vedere lo schema di principio e quello di cablaggio.

La piastrina di tipo **dovrà** anche essere adattata.



Nota:

Il collegamento addizionale fra la schermatura e l'altoparlante serve di polo opposto per l'antenna telescopica e la schermatura della sezione AF. La lunghezza di questo cordone e la sua posizione sono quindi importanti.



(GB)

- 1 Open jumper .
- 2 Adjust for maximum slope and symmetry of the "S" curve.
- 3 Close jumper .



(F)

- 1 Ouvrir le pontet .
- 2 Ajuster sur une pente maximum et sur symétrie de la courbe en "S".
- 3 Fermer le pontet .



(NL)

- 1 Open brug .
- 2 Regel af op maximale helling en symetrie van de "S" kromme.
- 3 Sluit brug .

(D)

- 1 Brücke  öffnen.
- 2 Auf maximale Steilheit und Symmetrie der "S"-Kurve justieren.
- 3 Brücke  schliessen.

(I)

- 1 Aprire il ponticello .
- 2 Regolare per pendenza massima e per simmetria della curva ad "S".
- 3 Chiudere il ponticello .

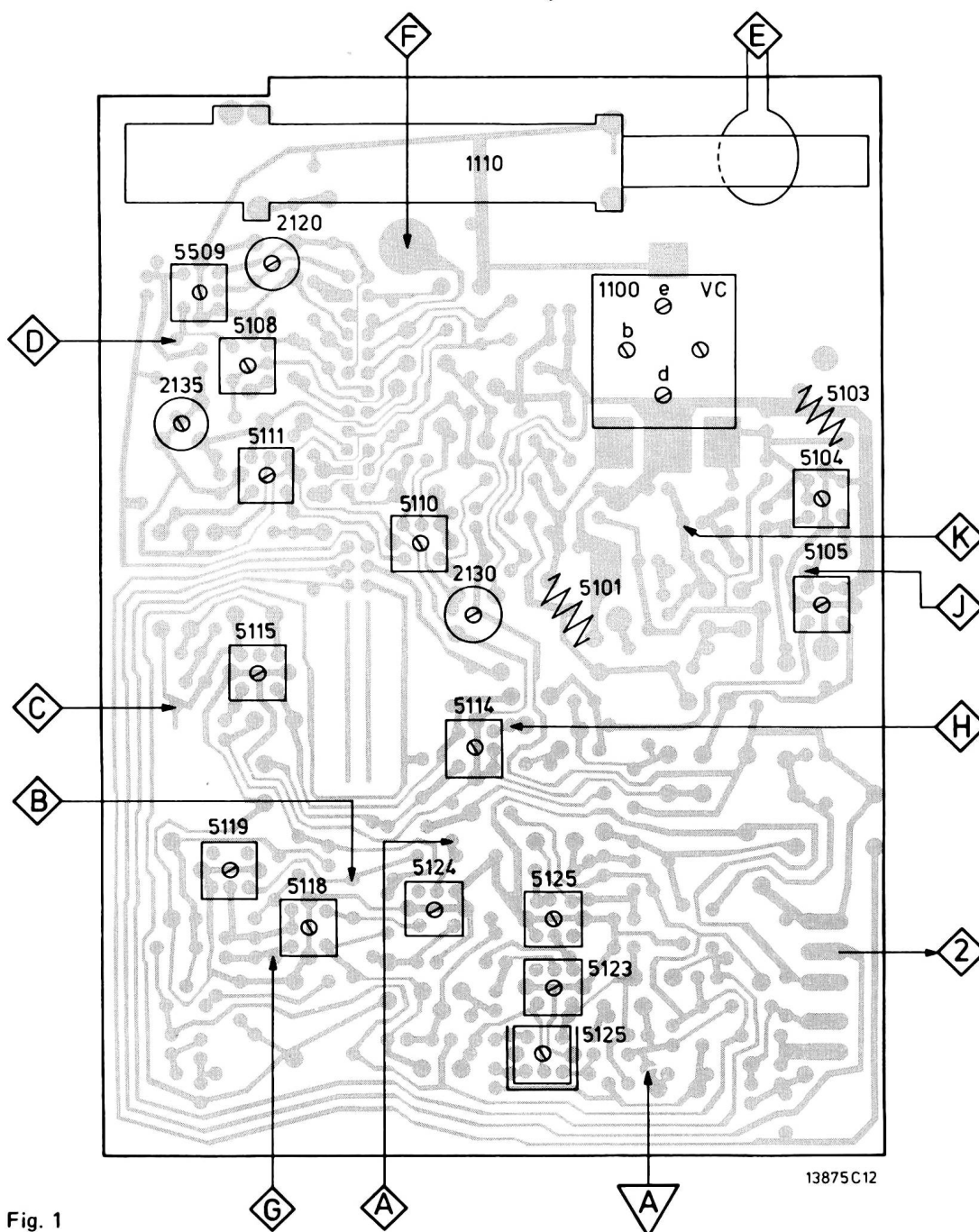


Fig. 1

MISC.	6473, SKN	5471	SKD, 6475, SKE, A46, 5470	6472, SKB	6470	6478	6479	A47...50, A52	SKC	MISC.
C	2521, 2509, 2501, 2541, 2503, 2497, 2505, 2539, 2511, 2507, 2495	2493	2494, 2502, 2496, 2500, 2504, 2508, 2518	2522, 2512	2470	2471				C
	2529, 2513, 2531, 2525, 2519, 2523, 2517, 2515, 2535	2492, 2534, 2540, 2530, 2544, 2528, 2516, 2520, 2524, 2514, 2538, 2510, 2506								
	2491, 2492	2546	2547	2548	2481, 2552, 2480, 2485...2487	2479, 2482, 2476, 2557, 2556, 2475, 2474	2555	2554, 2553		
R	3509, 3537, 3539, 3503, 3542, 3531, 3505, 3507, 3511, 3529, 3501		3500	3504, 3506, 3502	3470...3472	3473				R
	3523, 3515, 3533, 3521, 3519, 3513	3535, 3491	3490, 3534, 3532, 3536, 3530, 3538, 3526, 3520, 3522, 3518, 3508, 3528, 3510, 3512, 3514							
	3486, 3487	3546	3547	3548	3550, 3480, 3482, 3481, 3480	3477	3564, 3563, 3568, 3567, 3571...3573	3562	3554...3560	3551

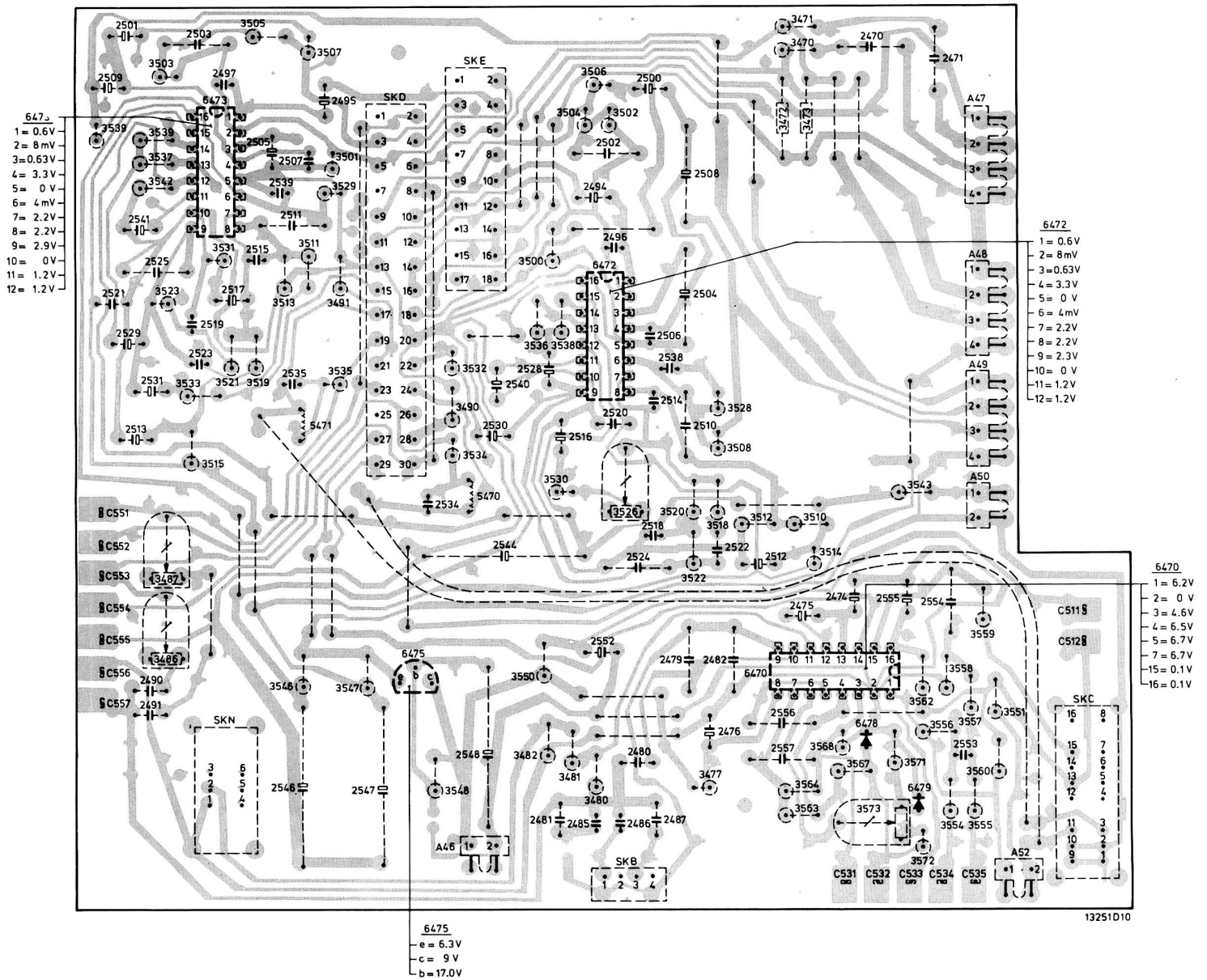
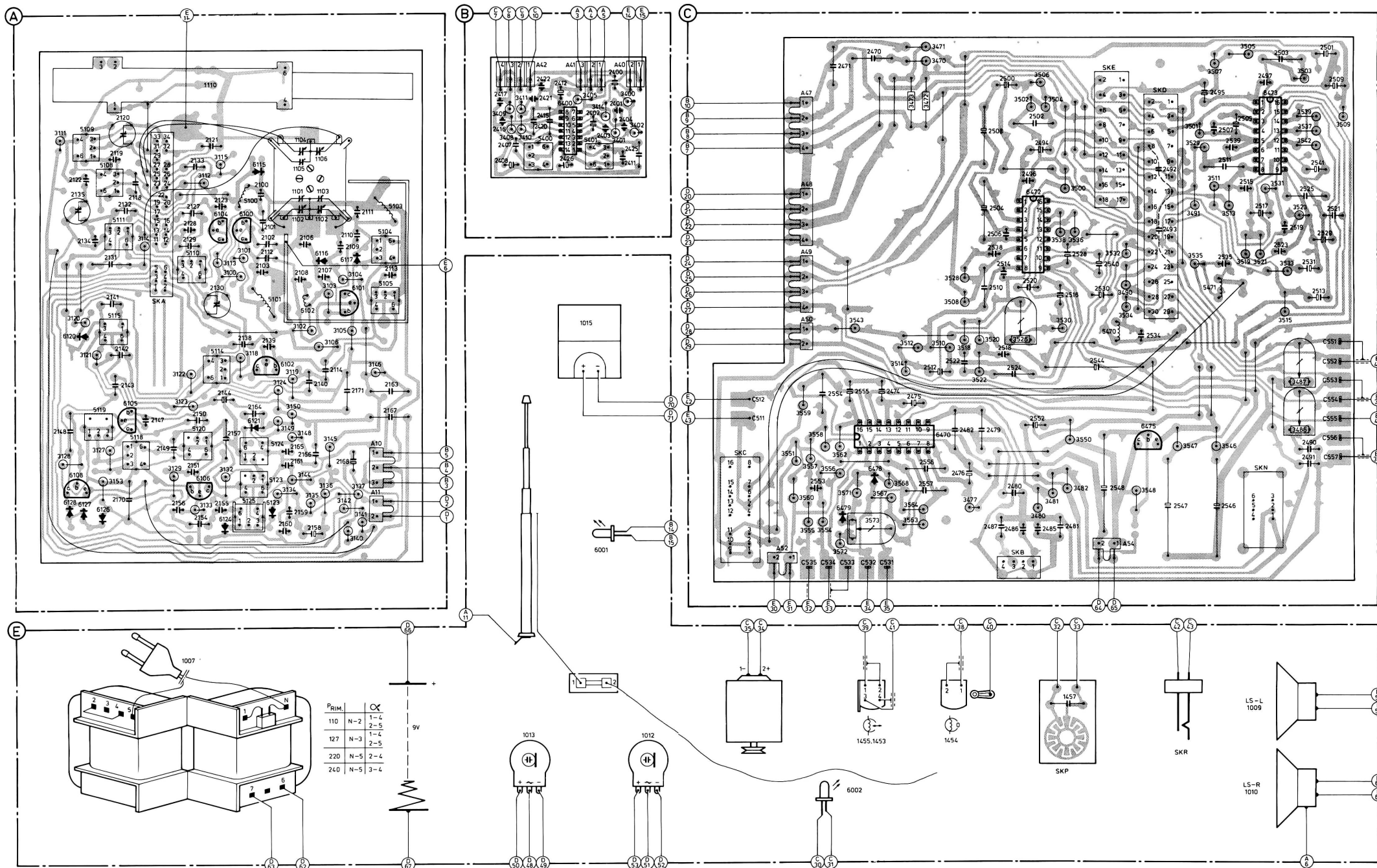
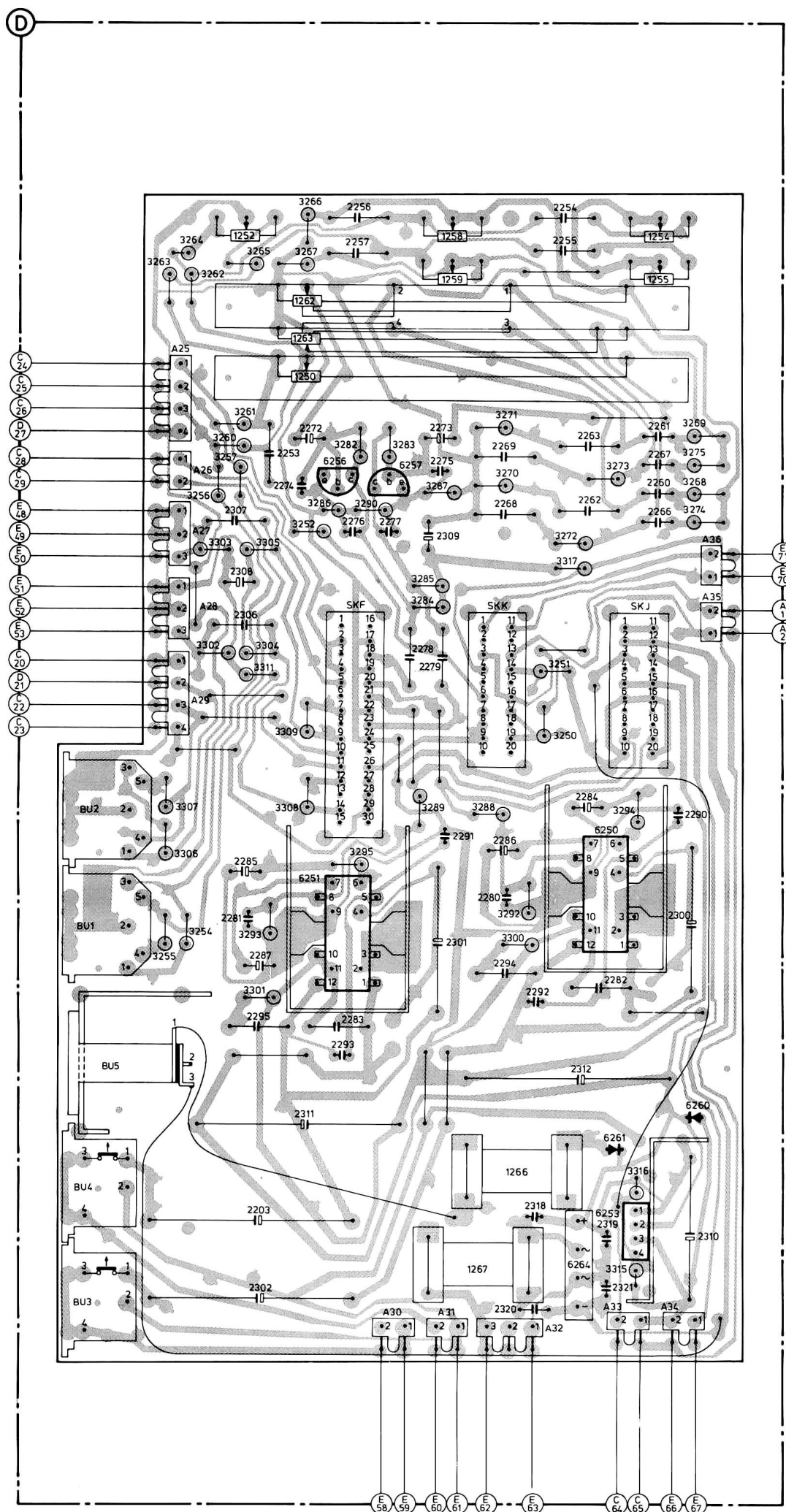


Fig. 3

MISC.	6128.6120.6108.6127.6126.6105	SKA.1007.6106.6104.1110.6124.6100.6121.6115.6123.6102	6116.6117	6101	A10.A11	1013	A42	6400.A41.1015.6001	A40	1012	SKC	A52	A47-50	6479.6002.6478.1455.1453	6470	1454	SKB.6472	SKP	SKE.A54.6475.SKDSKR	SKN.6473.1009.1010	MISC.				
S	5109.5119.5108.5115.5111.5118	5110.5120.5114.5100.5125.5123.5192.5101.5102			5105.5104.5103			5400										5470		5471		S			
C	2122.2134.2135.2132.2118-2120	2127-2129.2123.2121.2123.2100-2102.2106.1101-1106	2110.2109.2111			2417	2422.2421.2412	2402.2400.2401			2471	2470			2508.2504.2500.2496.2502.2494			2493	2495.2507.2511.2539.2505	2503.2541.2501.2509.2521	C				
C	2121.2141-2143	2130.2144.2138.2103.2121.2129.2108.2140.2107.2114.2171			2113.2163.2167	2416.2407.2408.2420.2415.2426	2403.2404.2425.2411						2512	2522	2506.2510.2538.2514.2524.2520.2516.2528.2544.2530.2540.2534.2492				2535.2519.2517.2523.2519.2525.2531.2513.2529						
C	2148	2147.2149-2151.2154-2156.2157.2164.2161.2158-2160.2165.2166.2168									2553.2554	2555	2474.2475.2556.2557.2476.2482.2479	2485...2487.2480.2552.2481	1457	2548		2547	2546	2497	2490.2491	C			
R	3111	3120	3114	3112.3115.3113.3101	3102	3103	3105	3104			3409	3411			3502.3506.3504	3500			3501.3529.3511.3507.3505.3531.3542.3503.3539.3537.3509	3491.3535	3513.3519.3521.3533.3515.3523	R			
R	3121		3122.3123	3100	3118	3124.3148-3150.3119.3106	3146				3408	3410			3543.3514.3512.3510.3528.3520.3518.2522.3520.3526.3538.3530.3536.3532.3534.3490				3491.3535	3513.3519.3521.3533.3515.3523					
R	3128	3127.3153	3129	3133.3132		3134-3136.3144.3145.3140-3142.3137								3551	3554...3560	3562	3571...3573.3567.3568.3563.3564	3477	3480.3481.3482.3480.3550	3547	3548	3546	3487	3486	R





[illegible]