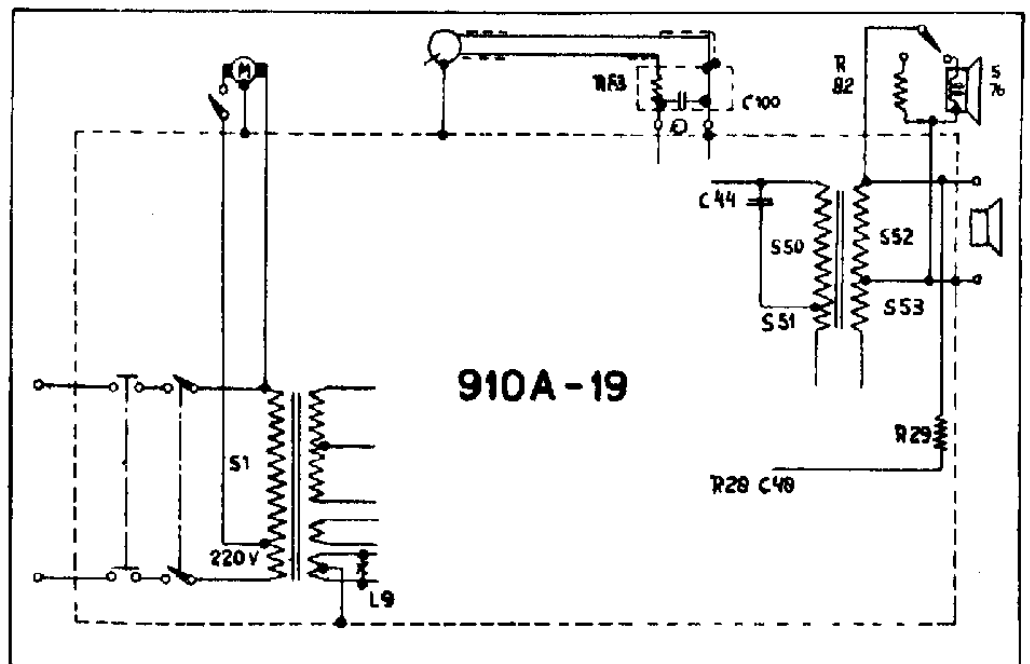
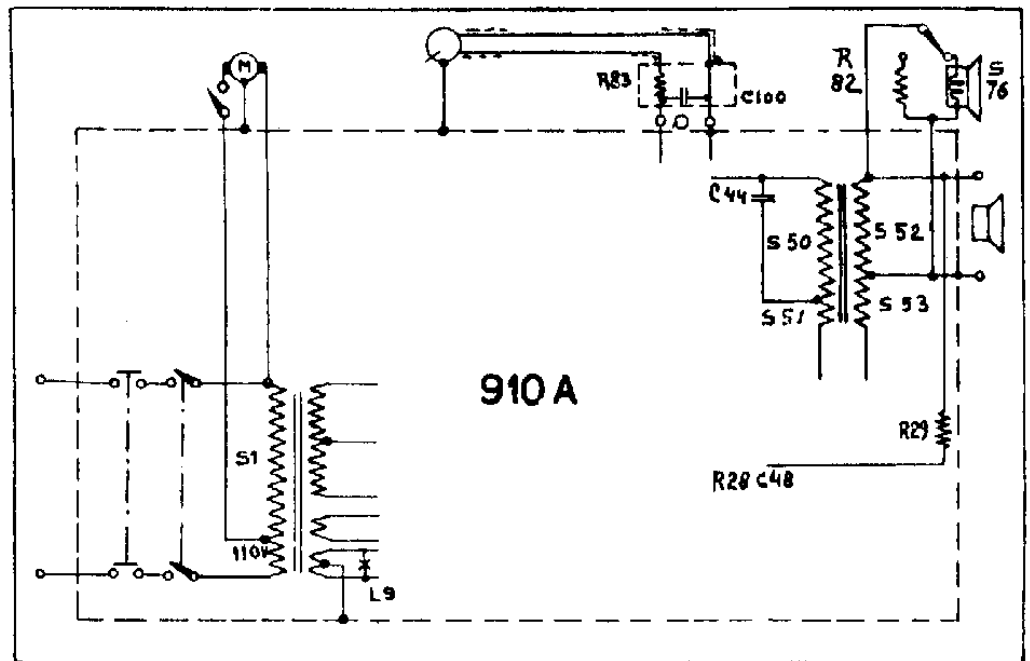
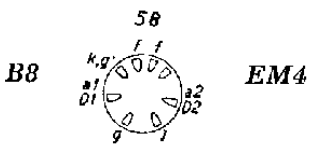
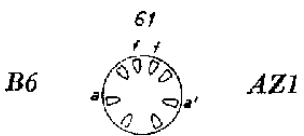
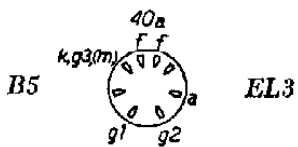
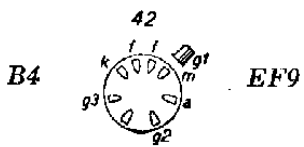
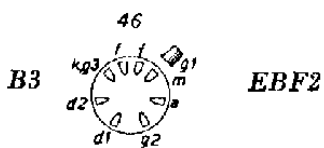
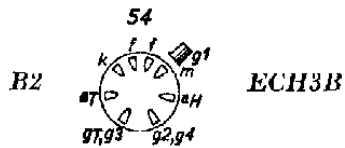
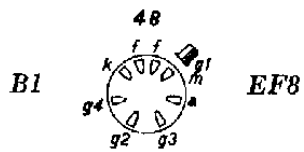
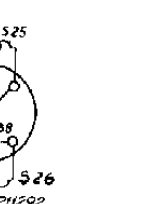
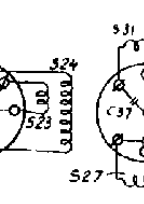
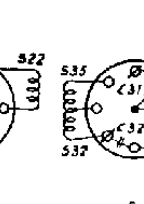
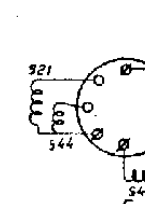
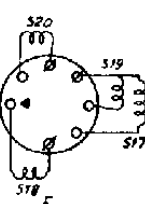
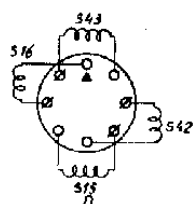
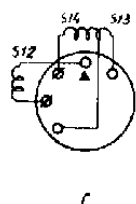
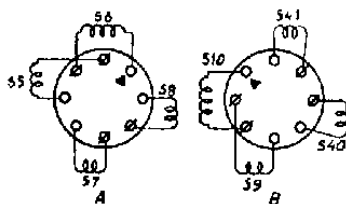


910 A

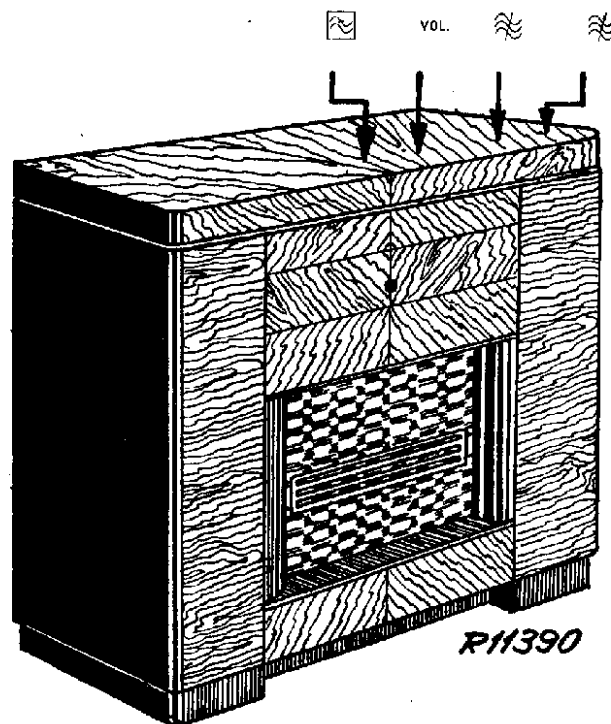


R11367



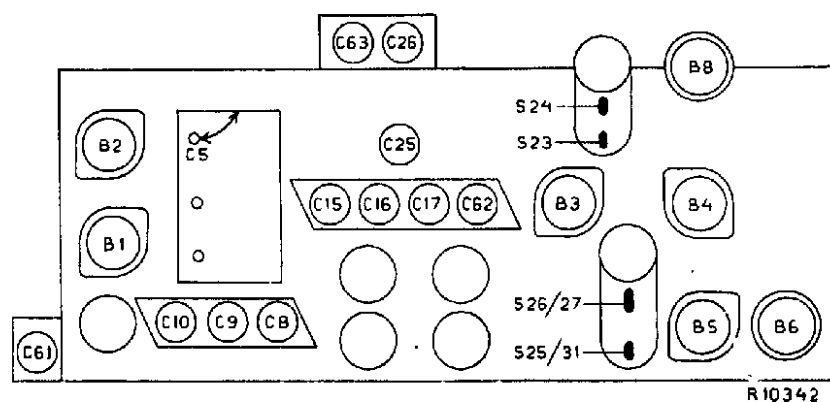
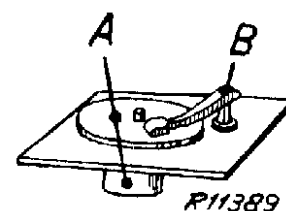
Chassis { see 900X except:
voir 900X excepté:
siehe 900X ausgenommen:

S28, S29, S30, S34, A1 103 32.2 } omitted
C53 48 750 10/330K } supprimé
weglassen



9694 } Z = 9 Ω
9632 }
60 W

A + B = P25 (910A)
A + B = P25 (220 V) (910A—19)



S50, S51, S52, S53
R82 = 39 Ω/2
R83 = 10000 Ω
C100 = 5600 pF

A1.103.33.0
48.427.10/39E
48.427.10/10K
48.750.10/5K6

	B1	B2	B3	B4	B5	B6	B8
	EF8	ECH3B	EBF2	EF9	EL3	AZ1	EM4
Va	140	aT 115 aH 220	215	115	265		65 45
Vg2(4)	200	50	65	20	225		230
Vk	1,3	1	12,5	1,5	5,5		1,5
Ia	7,8	aT 5 aH 0,7	4,3	0,8	29		0,03 0,04
Ig2(4)	0,22	1,6	1,4	0,2	3,2		0,06