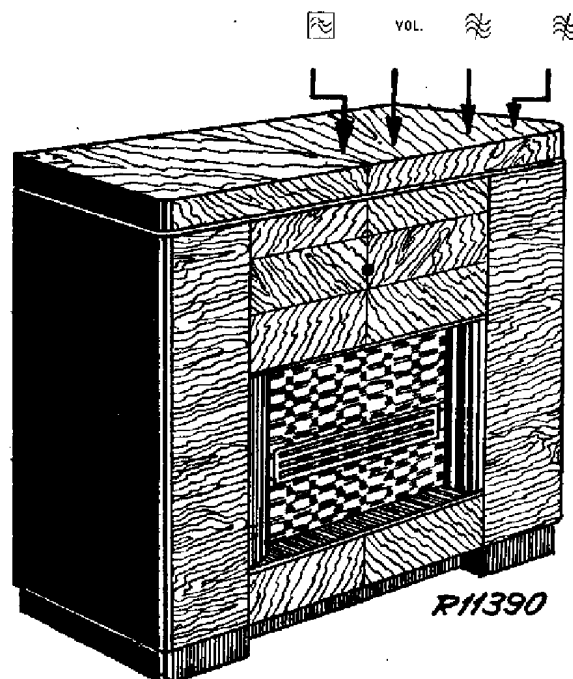


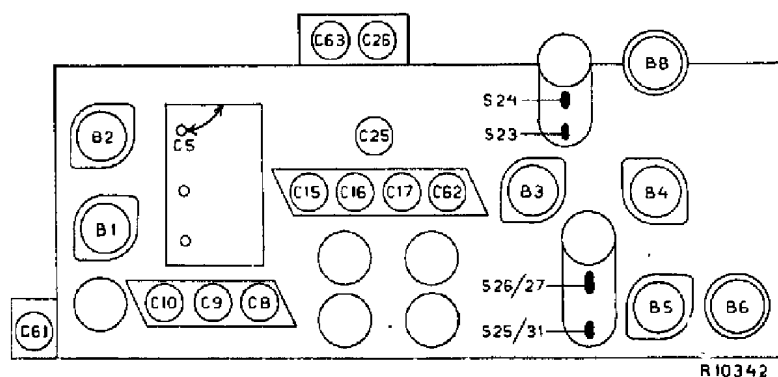
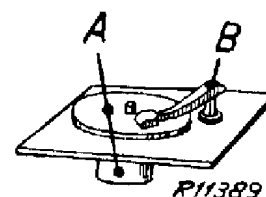
Chassis { see 900X except:  
voir 900X excepté:  
siehe 900X ausgenommen:

S28, S29, S30, S34, | A1 103 32.2 } omitted  
C53 | 48 750 10/330K } supprimé  
weglassen



9694 }  
9632 } Z = 9  $\Omega$   
60 W

A + B = P25 (910A)  
A + B = P25 (220 V) (910A—19)



S50, S51, S52, S53 | A1.103.33.0  
R82 = 39  $\Omega/2$  | 48.427.10/39E  
R83 = 10000  $\Omega$  | 48.427.10/10K  
C100 = 5600 pF | 48.750.10/5K6

	B1	B2	B3	B4	B5	B6	B8
	EF8	ECH3B	EBF2	EF9	EL3	AZ1	EM4
Ya	140	aT 115 aH 220	215	115	265		65 45
Vg2(4)	200	50	65	20	225		280
Vk	1,3	1	12,5	1,5	5,5		1,5
La	7,8	aT 5 aH 0,7	4,3	0,8	39		0,03 0,04
Ig2(4)	0,22	1,6	1,4	0,2	3,2		0,06

B1 EF8  
 B2 ECH3B  
 B3 EBF2  
 B4 EF9  
 B5 EL3  
 B6 AZ1  
 B8 EM4

