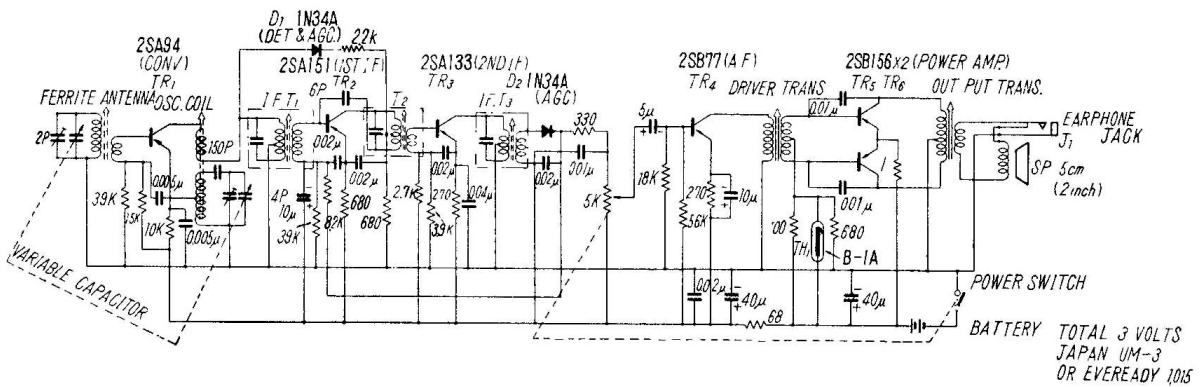


Hitachi, Ltd.

Model TH-660 Circuit Schematic Diagram



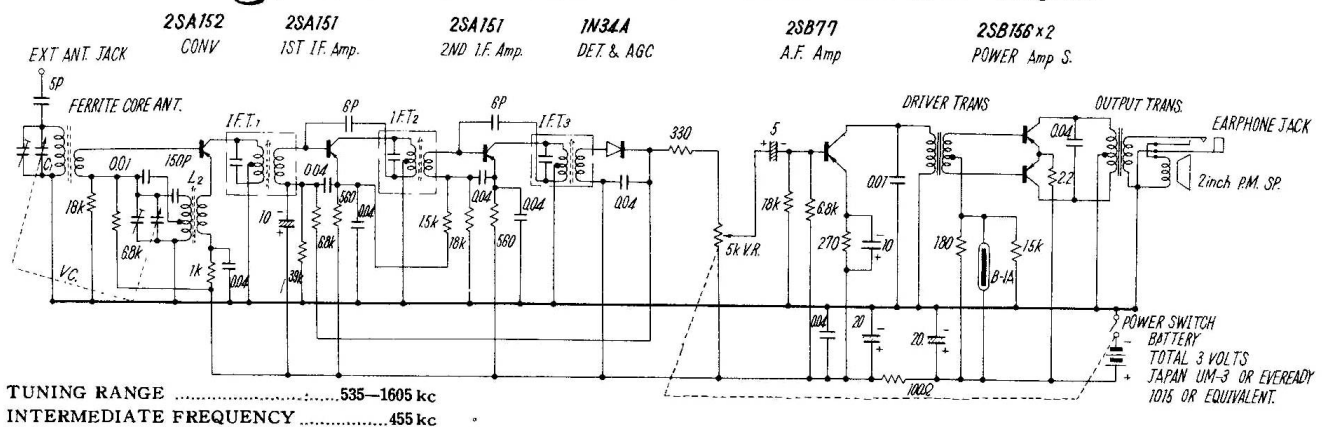
SPECIFICATIONS :

DIMENSIONS 2 1/4" W x 3 1/4" H x 1 1/8" D
WEIGHT 7 ozs, Including batteries
TUNING RANGE 535—1605 kc
INTERMEDIATE FREQUENCY 455 kc
TRANSISTOR COMPONENTS:
 Hitachi Transistor, 2SA94 (Converter)
 Hitachi Transistor, 2SA151 (I. F. Amp., 1st. stages)
 Hitachi Transistor, 2SA133 (2nd stages)
 Hitachi Transistor, 2SB77 (A. F. Amp.)
 Hitachi Transistor, 2SB156 x 2 (Push-pull Power Amp.)

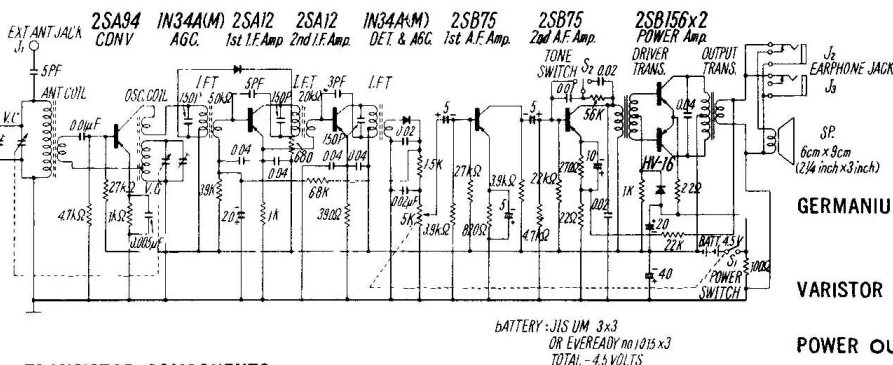
GERMANIUM DIODE Hitachi Crystal Diode, 1N34A (2nd Detector, and Automatic Volume Controller)
THERMISTOR Hitachi Thermistor, B-1A (Temperature Compensator)
POWER OUTPUT 100 mW (Undistorted)
 150mW (Maximum)
LOUD SPEAKER 2 inch P. M. Speaker
 EL-214 can be plugged in.
RECOMMENDED BATTERIES EVEREADY 1015 or its equivalent

Hitachi, Ltd.

Model TH-661 Circuit Schematic Diagram



HITACHI 7-Transistor Portable Radio TH-759



TRANSISTOR COMPONENTS:

Hitachi Transistor, 2SA 94 (MIX.)
 Hitachi Transistor, 2SA12 x 2, (I.F. Amp., 2-stage)
 Hitachi Transistor, 2SB75 x 2, (A.F. Amp., 2-stage)
 Hitachi Transistor, 2SB156 x 2, (Push-pull Power Amp.)

GERMANIUM DIODE Hitachi Crystal Diode, 1N34A (M) x 2 (Detector and Automatic Volume Controller)
VARIATOR Hitachi Varistor, HV 16 (Temperature and Voltage Compensator)
POWER OUTPUT 150 mW (Undistorted)
 180 mW (Maximum)
LOUD SPEAKER 3 inch x 2 1/4 inch P.M. Speaker.
EARPHONE JACK Hitachi Magnetic Earphone, EL-213, can be plugged in.
RECOMMENDED BATTERY EVEREADY 1015 or its equivalent.