

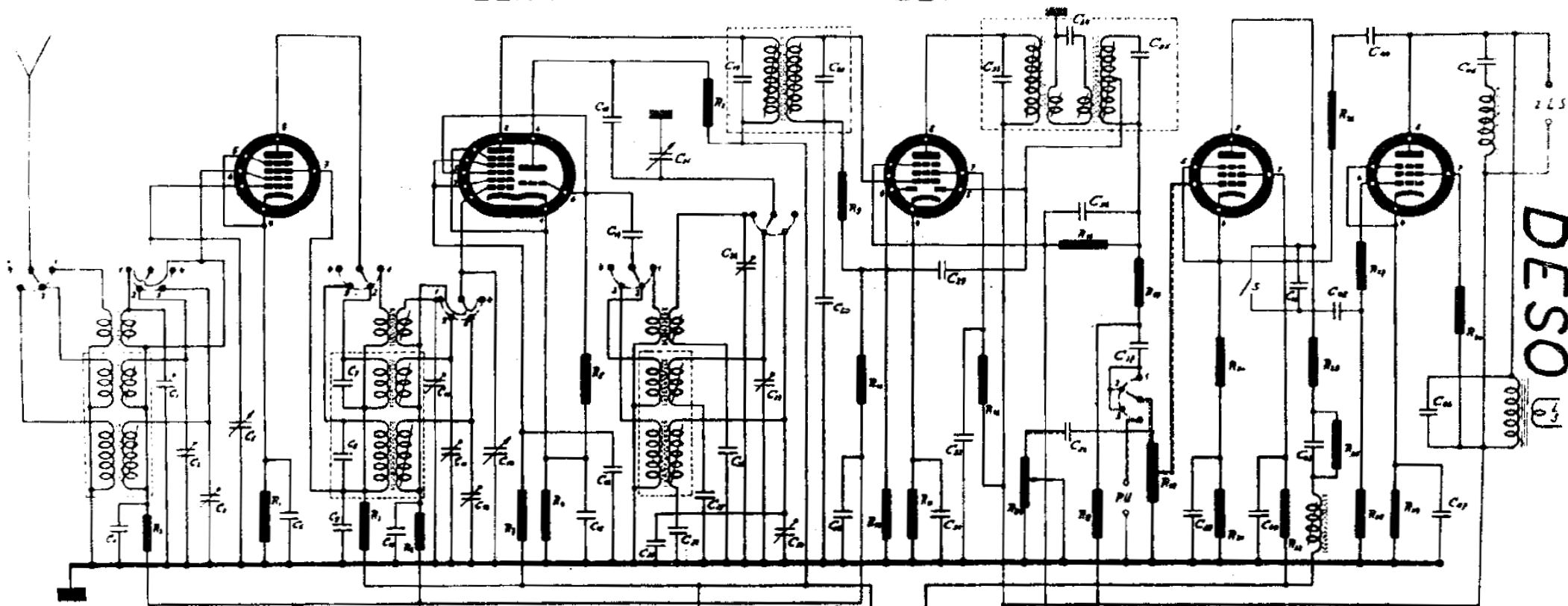
EF 8

ECH 4

EBF 2

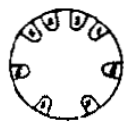
EF 9

EL 6

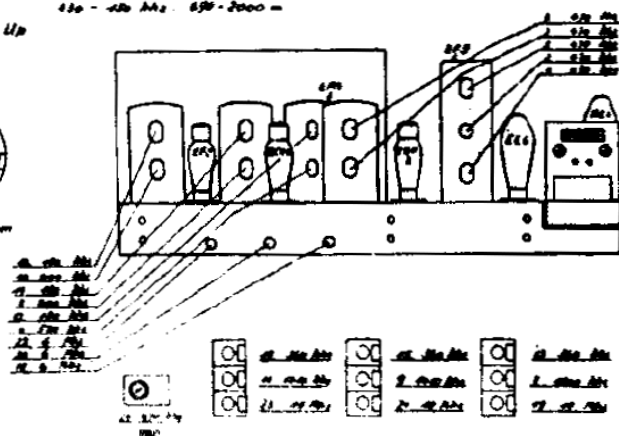


DESO

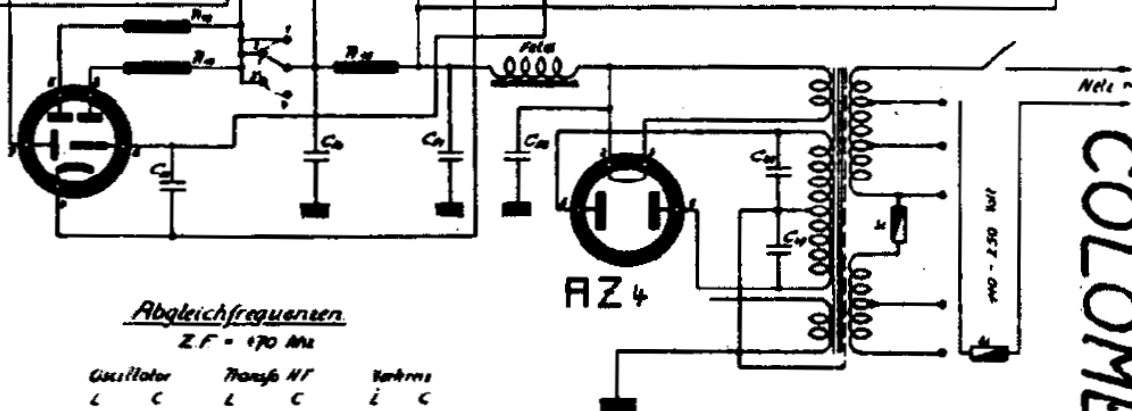
- 1 = Kurz 150 - 6 MHz 455 - 50 m.
 2 = Mittel 450 - 520 MHz 192 5 - 377 m.
 3 = Lang 430 - 480 MHz 630 - 2000 m.
 4 = Push-Up



„Sicher von unten
 gesehen“



EM 4



Abgleichfrequenzen

Z.F. = 170 kHz

	Oscillator	Transf. HT	Verstärk.
	L C	L C	L C
Kurz	6 11	6 11	6 11
Mittel	120 1200	120 1200	120 1200
Lang	170 170	170 170	170 170

Dewald & Sohn
 Wollishofen

COLOMBO