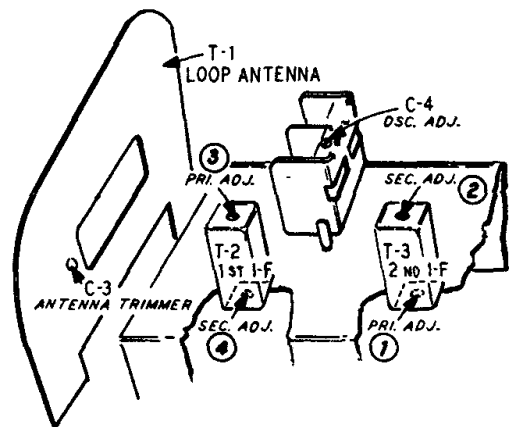
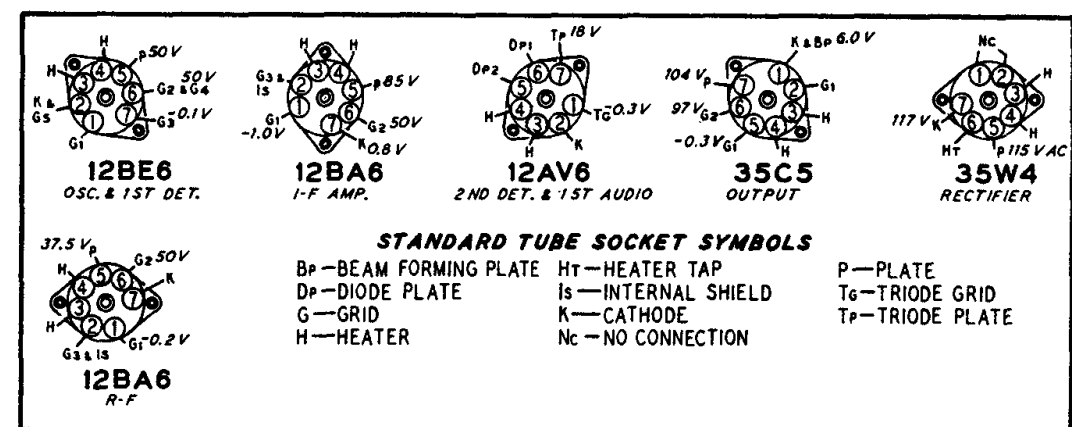


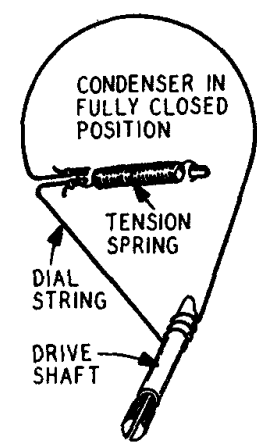
Intermediate Frequency 455 KC



Western Auto

DRIVE CORD REPLACEMENT

Turn the large drive pulley to the fully closed position. Use a new 10x75 drive cord assembly or a piece of cord 15 inches long and fasten one end to the tension spring and fasten the other end of the spring to the drive pulley. Install the cord as shown in the illustration. Wind 2 3/4 turns counterclockwise around the tuning shaft with the turns progressing toward the front of the chassis. After string is installed, stretch the tension spring and fasten free end of cord to spring.



truetone

REG. U.S. PAT. OFF.

MODEL D2017 (WALNUT)
FACTORY MODEL 25D26-006

MODEL D2018 (IVORY)
FACTORY MODEL 225D26-002