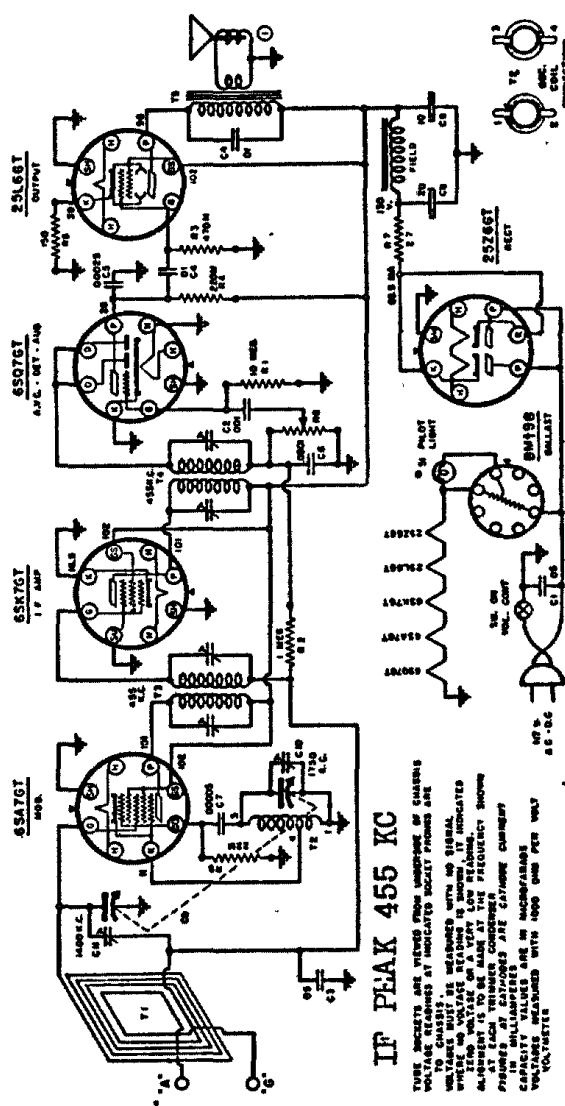
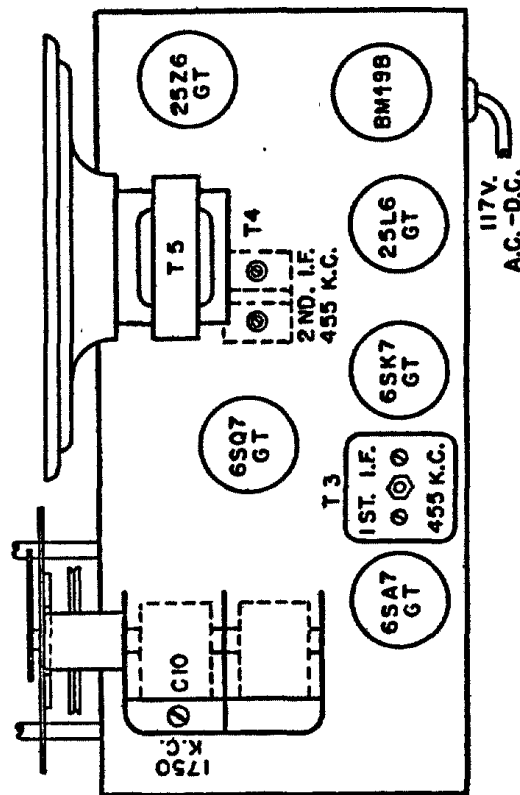


MODEL NO. 0-610 TO 0-619, INCLUSIVE

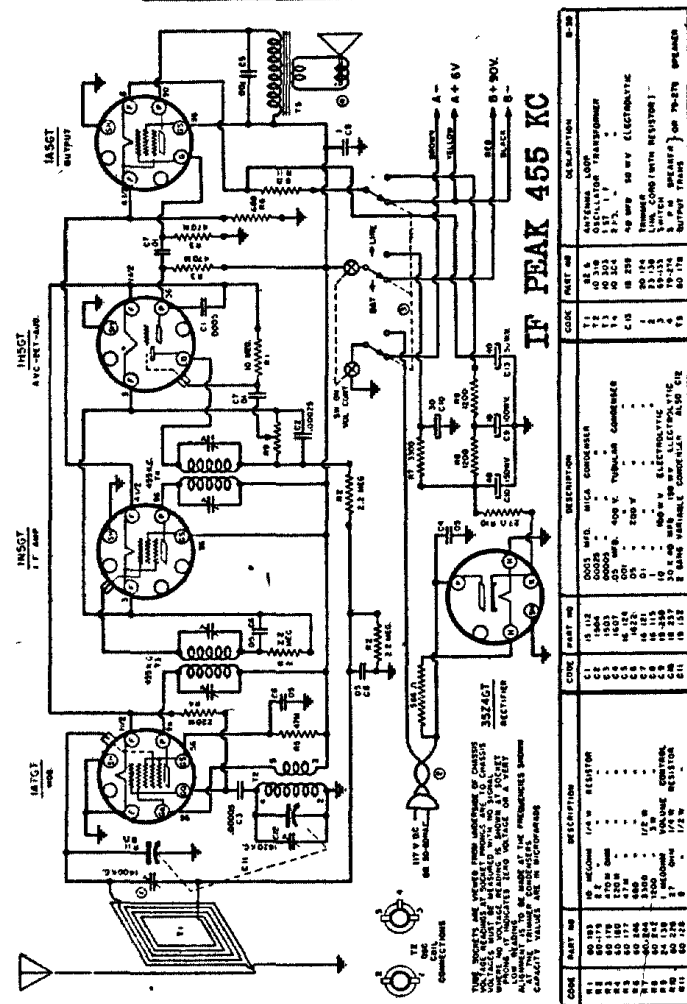
Model No. O-61



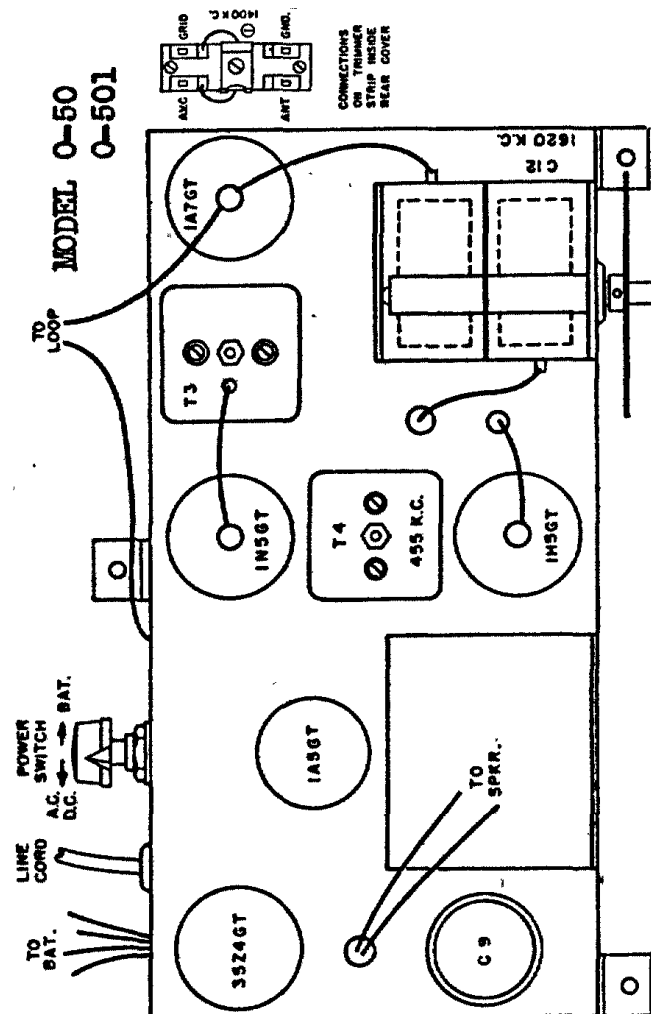
IF PEAK 455 KC

TUBS INJECTS ARE VIEWED FROM UNDERSIDE OF CHAIRS
VOLTAGE READINGS AT INDICATED SOCKET PHONES ARE
TO CHECK IF THEY ARE MEASURED WITH NO SIGNAL
AND NO VOLTAGE READING IS SHOWN IT INDICATES
THESE WERE ON VOLTAGE OR A VERY LOW READING.
ALIGNMENT IS TO BE MADE AT THE FREQUENCY SHOWING
AT EACH THINNER CONDUCTOR
PHONES AT CATWORKS ARE CATEGORY CLASSIFY
RESPECTIVE VALUES ARE IN MICROAMPS
VOLTAGE MEASURED WITH 1000 OHM PER VOLT
VOLTMETER

CODE	PART NO.	DESCRIPTION	CODE	PART NO.	DESCRIPTION	CODE	PART NO.	DESCRIPTION	CODE	PART NO.	DESCRIPTION
1	99-103	10 MECHAN	1	1427	50 MFD	1	1427	50 MFD	1	1427	50 MFD
2	99-104	10 MECHAN	2	1428	50 MFD	2	1428	50 MFD	2	1428	50 MFD
3	99-105	10 MECHAN	3	1429	50 MFD	3	1429	50 MFD	3	1429	50 MFD
4	99-106	10 MECHAN	4	1430	50 MFD	4	1430	50 MFD	4	1430	50 MFD
5	99-107	10 MECHAN	5	1431	50 MFD	5	1431	50 MFD	5	1431	50 MFD
6	99-108	10 MECHAN	6	1432	50 MFD	6	1432	50 MFD	6	1432	50 MFD
7	99-109	10 MECHAN	7	1433	50 MFD	7	1433	50 MFD	7	1433	50 MFD
8	99-110	10 MECHAN	8	1434	50 MFD	8	1434	50 MFD	8	1434	50 MFD
9	99-111	10 MECHAN	9	1435	50 MFD	9	1435	50 MFD	9	1435	50 MFD
10	99-112	10 MECHAN	10	1436	50 MFD	10	1436	50 MFD	10	1436	50 MFD
11	99-113	10 MECHAN	11	1437	50 MFD	11	1437	50 MFD	11	1437	50 MFD
12	99-114	10 MECHAN	12	1438	50 MFD	12	1438	50 MFD	12	1438	50 MFD
13	99-115	10 MECHAN	13	1439	50 MFD	13	1439	50 MFD	13	1439	50 MFD
14	99-116	10 MECHAN	14	1440	50 MFD	14	1440	50 MFD	14	1440	50 MFD
15	99-117	10 MECHAN	15	1441	50 MFD	15	1441	50 MFD	15	1441	50 MFD
16	99-118	10 MECHAN	16	1442	50 MFD	16	1442	50 MFD	16	1442	50 MFD
17	99-119	10 MECHAN	17	1443	50 MFD	17	1443	50 MFD	17	1443	50 MFD
18	99-120	10 MECHAN	18	1444	50 MFD	18	1444	50 MFD	18	1444	50 MFD
19	99-121	10 MECHAN	19	1445	50 MFD	19	1445	50 MFD	19	1445	50 MFD
20	99-122	10 MECHAN	20	1446	50 MFD	20	1446	50 MFD	20	1446	50 MFD
21	99-123	10 MECHAN	21	1447	50 MFD	21	1447	50 MFD	21	1447	50 MFD
22	99-124	10 MECHAN	22	1448	50 MFD	22	1448	50 MFD	22	1448	50 MFD
23	99-125	10 MECHAN	23	1449	50 MFD	23	1449	50 MFD	23	1449	50 MFD
24	99-126	10 MECHAN	24	1450	50 MFD	24	1450	50 MFD	24	1450	50 MFD
25	99-127	10 MECHAN	25	1451	50 MFD	25	1451	50 MFD	25	1451	50 MFD
26			26			26			26		
27			27			27			27		
28			28			28			28		
29			29			29			29		
30			30			30			30		
31			31			31			31		
32			32			32			32		
33			33			33			33		
34			34			34			34		
35			35			35			35		
36			36			36			36		
37			37			37			37		
38			38			38			38		
39			39			39			39		
40			40			40			40		
41			41			41			41		
42			42			42			42		
43			43			43			43		
44			44			44			44		
45			45			45			45		
46			46			46			46		
47			47			47			47		
48			48			48			48		
49			49			49			49		
50			50			50			50		
51			51			51			51		
52			52			52			52		
53			53			53			53		
54			54			54			54		
55			55			55			55		
56			56			56			56		
57			57			57			57		
58			58			58			58		
59			59			59			59		
60			60			60			60		
61			61			61			61		
62			62			62			62		
63			63			63			63		
64			64			64			64		
65			65			65			65		
66			66			66			66		
67			67			67			67		
68			68			68			68		
69			69			69			69		
70			70			70			70		
71			71			71			71		
72			72			72			72		
73			73			73			73		
74			74			74			74		
75			75			75			75		
76			76			76			76		
77			77			77			77		
78			78			78			78		
79			79			79			79		
80			80			80			80		
81			81			81			81		
82			82			82			82		
83			83			83			83		
84			84			84			84		
85			85			85			85		
86			86			86			86		
87			87			87			87		
88			88			88			88		
89			89			89			89		
90			90			90			90		
91			91			91			91		
92			92			92			92		
93			93			93			93		
94			94			94			94		
95			95			95			95		
96			96			96			96		
97			97			97			97		
98			98			98			98		
99			99			99			99		
100			100			100			100		



IF PEAK 45.5 KC

[illegible]

MODEL 0-50
0-501

**CONNECTIONS
ON TRIMMER
STRIP INSIDE
SEAM COVER**

MODELS 0-50,0-501
MODELS 0-61,0-610 to 0-619