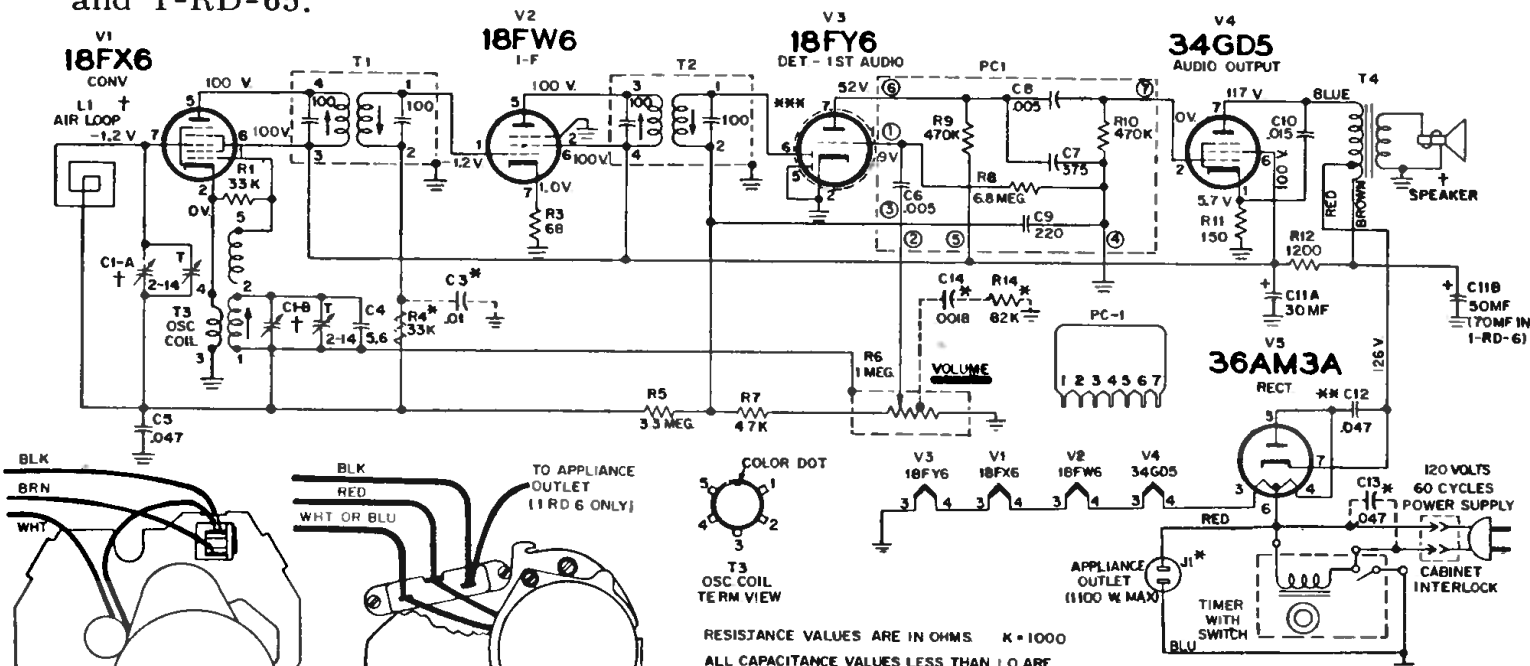


RCA VICTOR

Chassis Nos. RC-1202K, P, R, & T

Models 1-RD-30, 1-RD-32, 1-RD-33, 1-RD-37, 1-RD-40, 1-RD-41, 1-RD-44, 1-RD-45, 1-RD-50, 1-RD-52, 1-RD-53, 1-RD-56, 1-RD-60, 1-RD-61, 1-RD-63, and 1-RD-65.



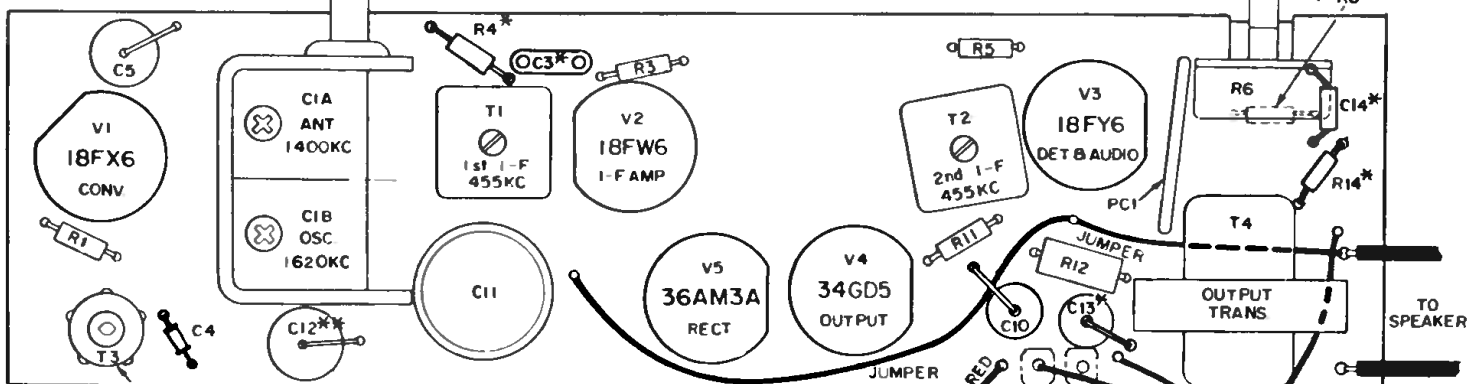
†SEE TABLE BELOW

| | RC-1202K | RC-1202 P&R | RC-1202T |
|------|------------|-------------|--------------|
| L1 | AIR LOOP | FERRITE ROD | "FILTERAMIC" |
| C1-A | 13.2-394.4 | 13.4-312.9 | 11.2-392.4 |
| C1-B | 9.2-116.4 | 13-127.8 | 7.2-114.4 |
| SPKR | 4"PM | 3"x5"PM | 3"x5"PM |

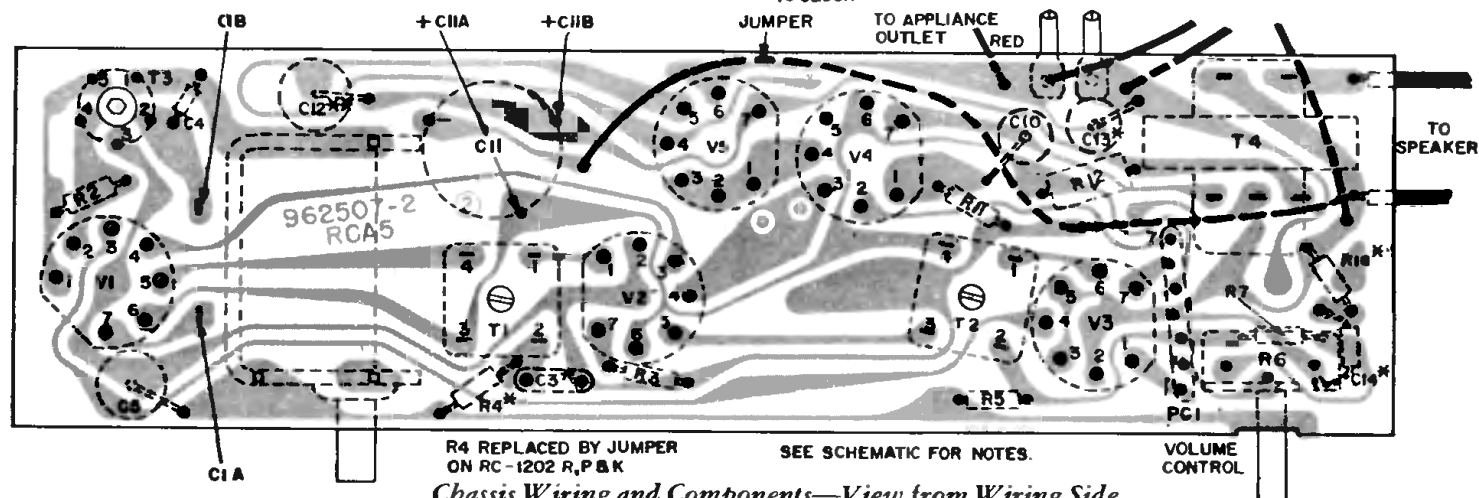
1-RD-3
Clock Wiring Diagrams

1-RD-4, -5, -6

R4 REPLACED BY JUMPER ON RC-1202 R, P & K



Chassis Layout—View from Component Side



Chassis Wiring and Components—View from Wiring Side