

Model 41-695

PLUG SHOWN FROM PRONG SIDE

Model 41-695 is a radio-phonograph combination consisting of a five (5) tube super-heterodyne radio, a manually operated, even-speed, spring-wind Phonograph Motor which uses no current and a crystal pickup.

The radio includes: Super-efficient Philco Farm Radio Tubes, designed for low drain, 1½ volt circuit; High Output Permanent Magnet Speaker, Automatic Volume Control; Push-pull Pentode Audio System with screen phase inversion, Automatic "ON-OFF" Indicator, and covers a tuning band from 540 to 1720 K. C.

INTERMEDIATE FREQUENCY: 455 K. C.

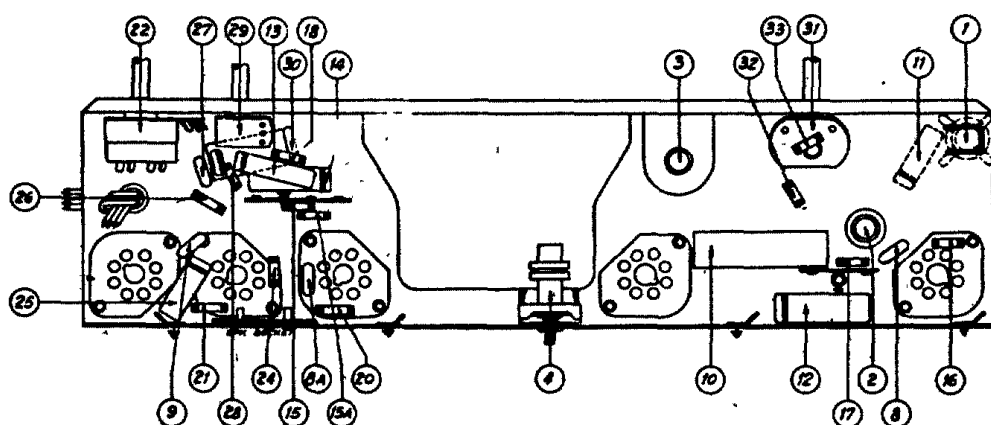
SCHE. No.	DESCRIPTION	PART No.
1	Aerial Transformer	22-2183
2	Oscillator Transformer	22-3184
3	1st I. F. Transformer	22-3185
4	2nd I. F. Transformer	22-3186
5	Output Transformer	22-3187
6	Speaker Cone (For Speaker 36-1822-4)	36-4171
7	Tuning Condenser	36-4172
	Drive Card (Indicator Drive)	31-2404
	Tuning Shaft	31-2405
	Drive Card (Pointer Drive)	31-2406
	Drive Drum	31-2407
8	Condenser (100 mmfd.)	50-110157
9	Electrolytic Condenser (10 mfd.)	50-2296
10	Condenser (.05 mfd., 400 volts)	50-4119
11	Condenser (.25 mfd., 100 volts)	50-4122
12	Condenser (.004 mfd., 400 volts)	50-4175
13	Condenser (.01 mfd., 400 volts)	50-4176
14	Resistor (4.7 megohms)	22-847239
15	Resistor (220,000 ohms)	22-422339
16	Resistor (50,000 ohms)	22-246339
17	Resistor (10 megohms)	22-810239
18	Resistor (1 megohm)	22-816339
19	Resistor (500 ohms)	22-184339
20	Resistor (2.2 megohms)	22-822339
21	Volume Control	31-2417
22	Battery Cable	41-3505
23	Resistor (2.2 megohms)	22-822339
24	Condenser (.01 mfd., 400 volts)	50-4175
25	Condenser (.05 mfd., 400 volts)	50-4122
26	Condenser (50 mmfd.)	50-090157
27	Resistor (100,000 ohms)	22-410339
28	Tone Control Switch	42-1417
29	Condenser (.002 mfd., 400 volts)	50-4176
30	Radio-Phone Switch	42-1400
31	Resistor (10,000 ohms)	22-210339
32	Resistor (17,000 ohms)	22-247339
34	Crystal Pickup and Tone Arm Complete	35-2205

SCHE. No.	DESCRIPTION	PART No.
	Indicator Lever (Indicator)	75-1122
	Gem Assembly	75-1046
	Knob	26-0061
	Motor (Phono.)	27-4332
	Turntable	25-1238
	Coupling	25-2035
	Spindle	25-2074
	Spindle	25-2204
	Spindle	25-4110
	Washer (Coupling)	50-1072

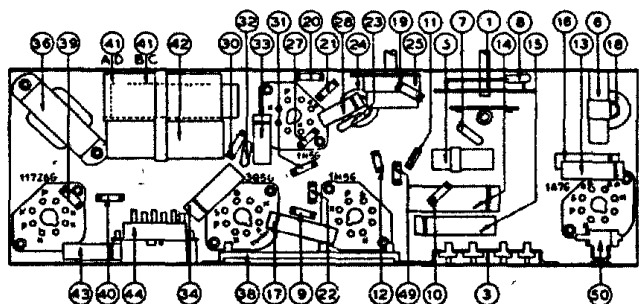
SCHE. No.	DESCRIPTION	PART No.
	Shield (Tube)	55-1566
	Shield Clip	55-1567
	Screw (Bracket Mounting)	W-047
	Screw (Motor Mounting)	W-2002
	Screw (Chassis Mounting)	W-2030
	Socket (6 prong)	27-4133
	Socket (Speaker)	27-4115
	Spindle (Motor)	55-4110
	Washer (Chassis Mounting)	W-410

MISCELLANEOUS PARTS

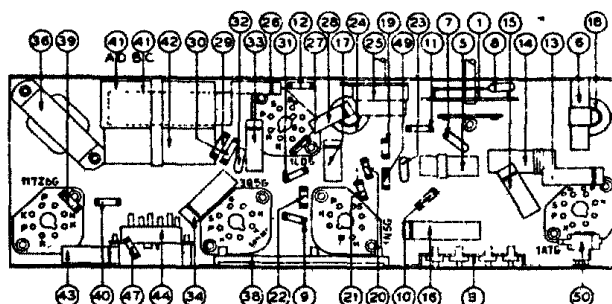
Base	27-4975
Glass (Base)	27-5010
Speed Clips (Base Mounting)	55-1567
Speed Clips (Base Mounting)	55-1567
Cable (Pickup)	41-3505
Cable (Speaker)	41-3481
Clip (Aerial Transformer)	105174
Cabinet	55-1048
Clamp (Crank)	27-5055
Dial	55-1566
Pointer	



PART LOCATIONS — UNDERSIDE OF CHASSIS MODEL 41-695



PART LOCATIONS — UNDERSIDE OF CHASSIS MODEL 41-651, RUN 1



PART LOCATIONS — UNDERSIDE OF CHASSIS MODEL 41-651, RUN 2