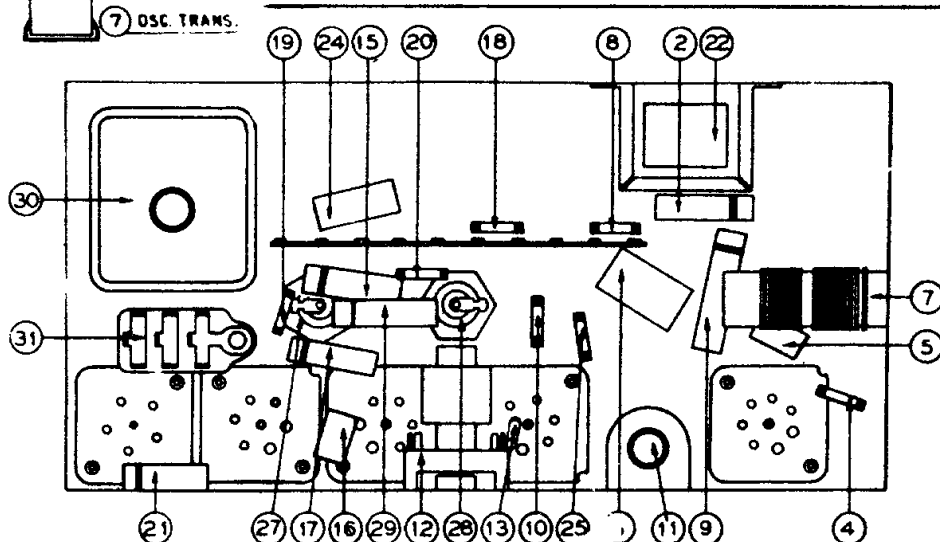
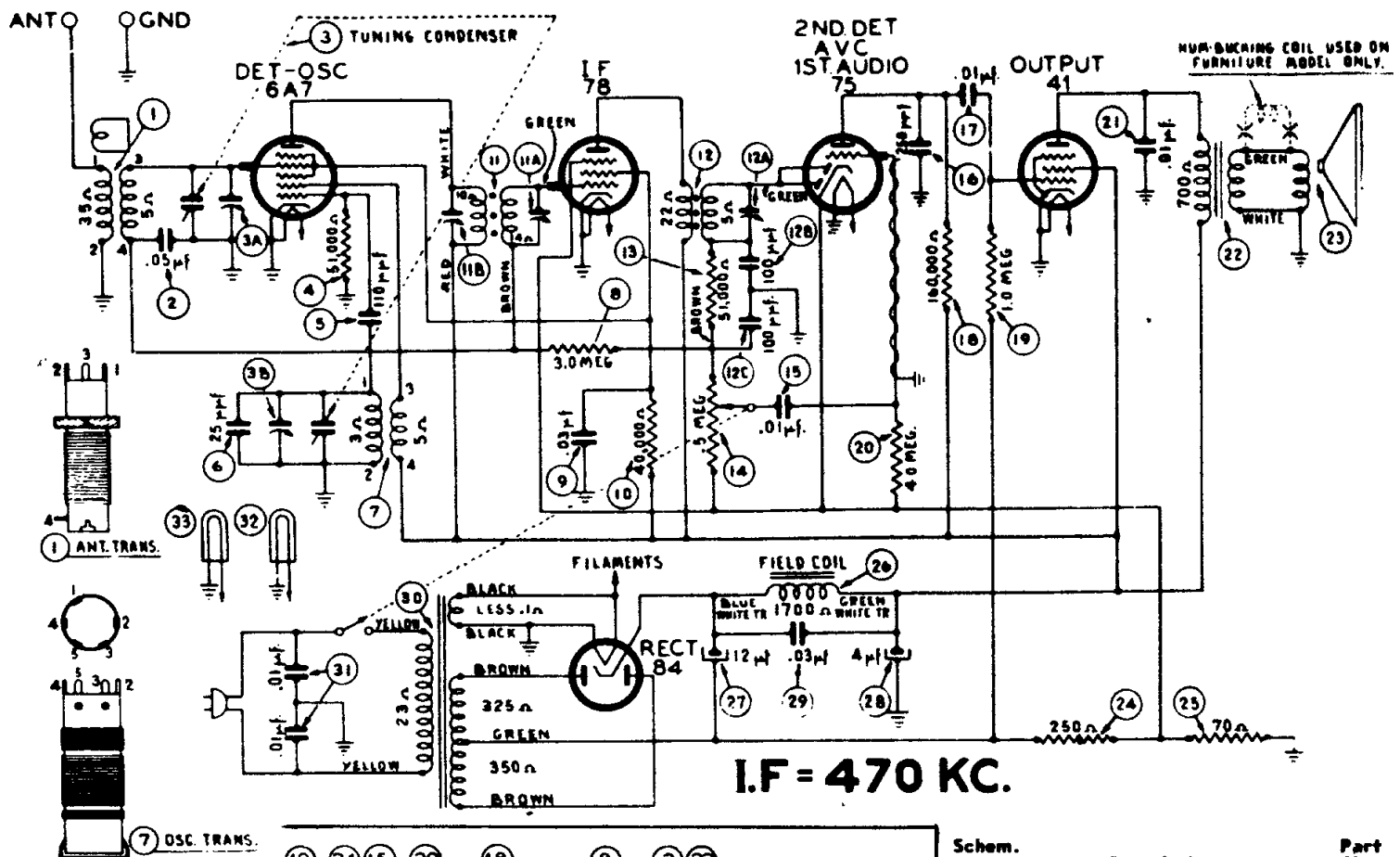
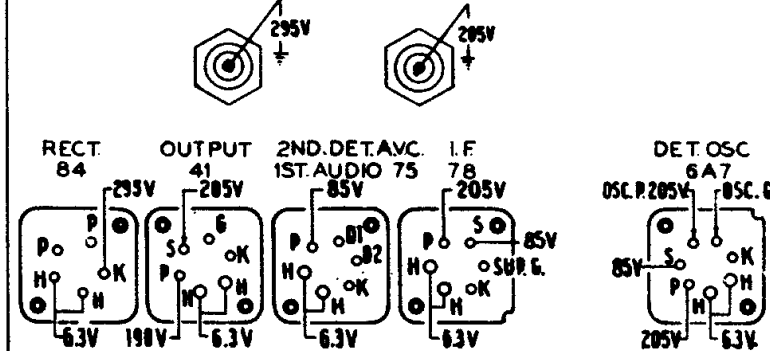


PHILCO

Model 39-17, Codes 121-122



VOLTAGES MEASURED FROM SOCKET CONTACTS TO CHASSIS.



Volume minimum,
no signal, line
voltage 115 v.

Schem. No.	Description	Part No.
1	Antenna Transformer	32-3039
2	Condenser (.05 mf. tubular)	30-4519
3	Tuning Condenser Assembly	31-2265
4	Resistor (51,000 ohms, 1/2 watt)	33-351339
5	Condenser (110 mmf. mica)	30-1031
6	Condenser (25 mmf. silver plated mica)	30-1112
7	Oscillator Transformer	32-3040
8	Resistor (3.0 megohm)	33-530339
9	Condenser (.03 mf. tubular)	30-4449
10	Resistor (40,000 ohms, 1/2 watt)	33-340339
11	1st I. F. Transformer Assembly	32-3075
12	2nd I. F. Transformer Assembly	32-2944
13	Resistor (51,000 ohms, 1/2 watt)	33-351339
14	Volume Control and On-Off Switch	33-5276
15	Condenser (.01 mf. tubular)	30-4479
16	Condenser (mica, 250 mmf.)	30-1032
17	Condenser (.01 mf. tubular)	30-4572
18	Resistor (16,000 ohms, 1/2 watt)	33-316339
19	Resistor (1.0 megohm, 1/2 watt)	33-510339
20	Resistor (4.0 megohm, 1/2 watt)	33-540339
21	Condenser (.01 mf. tubular)	30-4572
22	Output Transformer	32-7980
23	Cone and Voice Coil Assembly for Speaker (Part No. 36-1426-1)	36-4083
	(Part No. 36-1426-3)	36-4085
	Cone and Voice Coil Assembly for Speaker (Part No. 36-1440)	36-4086
24	Resistor (250 ohms, wire wound)	33-125431
25	Resistor (70 ohms, 1/2 watt)	33-070339
26	Field Coil for Speaker (Pt. No. 36-1426)	
	Field Coil for Speaker (Pt. No. 36-1440)	
27	Condenser (12 mf. electrolytic)	30-2319
28	Condenser (4 mf. electrolytic)	30-2236
29	Condenser (.03 mf. tubular)	30-4449
30	Power Transformer (115 volts, 50-60 cycles)	32-7974
31	Condenser (.01 mf., .01 mf., bakelite)	3903DG