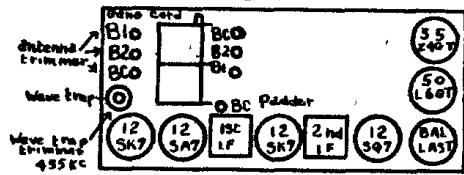
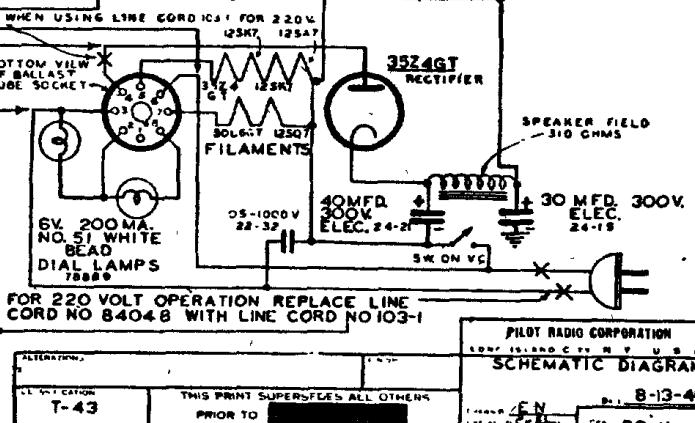
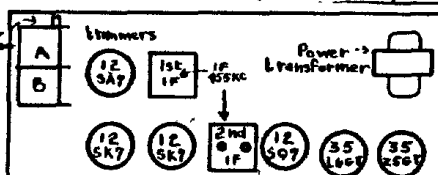


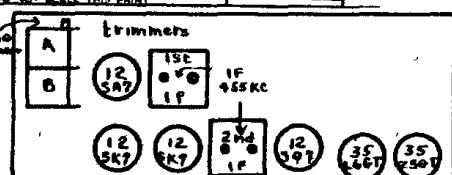
FOR 220 VOLT OPERATION USE 150 VOLT BALLAST TUBE 35-15 AND RESISTOR LINE CORD NO 103-1 CONNECTED AS SHOWN BY ARROWS



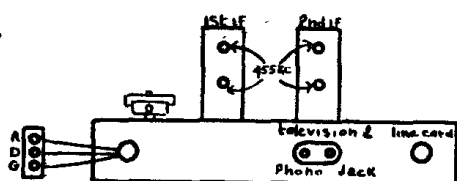
TOP VIEW OF CHASSIS



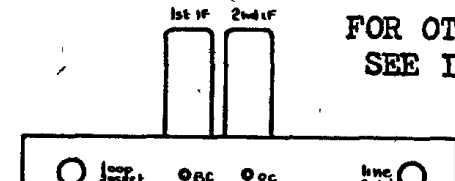
TOP VIEW OF CHASSIS



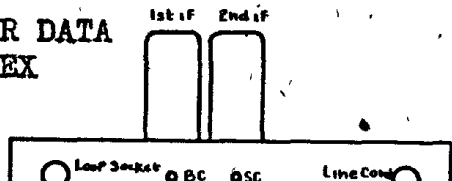
TOP VIEW OF CHASSIS



REAR VIEW OF CHASSIS



REAR VIEW OF CHASSIS



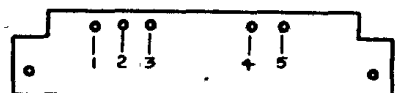
REAR VIEW OF CHASSIS

OSC TRIMMERS
BC-1720 KC
B1 24 MC
B2 6 MC

ANT TRIMMERS
BC 1400 KC
B1 18 MC
B2 6 MC

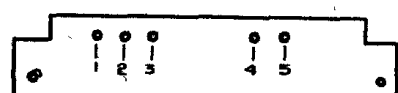
BC Padder-600 KC

TRIMMERS
SAME AS MODEL
B1 & T1



FRONT VIEW DIAL SCALE PAN
CALIBRATION HOLES
SAME AS MODEL
B1 & T1

TRIMMERS
A-SW-OSC 240 MC
B-SW-ANT 210 MC
C-BC-LOOP 1400 KC



FRONT OF DIAL SCALE PAN.
CALIBRATION HOLES
1-START 535 KC 2-6.0 MC
3-600 KC 4-1400 KC 5-21.0 MC
MODELS B1 & T1