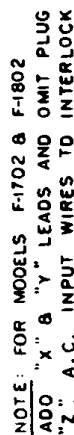


**PHILCO PHONOGRAPHS
MODELS F-1600, F-1700, F-1702
F-1802, F-1803, and F-1805**

Note 1: Make up a 6-8 turn, 6 inch diameter loop from insulated wire, connect to signal-generator leads and place near radio loop antenna.

Note 2: To set the tuning gang to 1620KC — place a 6 mil shim between rotor and stator, turn rotor until shim is held in place, remove shim.



MODEL	C-16	S3-S4	C17
F-1600	.0033	6K6GT	.0022
F-1700	.0068	6V6GT	.0022
F-1702	.0068	6V6GT	—
F-1802	.0068	6V6GT	—
F-1805	.0068	6V6GT	—

PHILCO PHONOGRAPH MODELS — F-1600, F-1700, F-1702, F-1802, F-1803 and F-1805

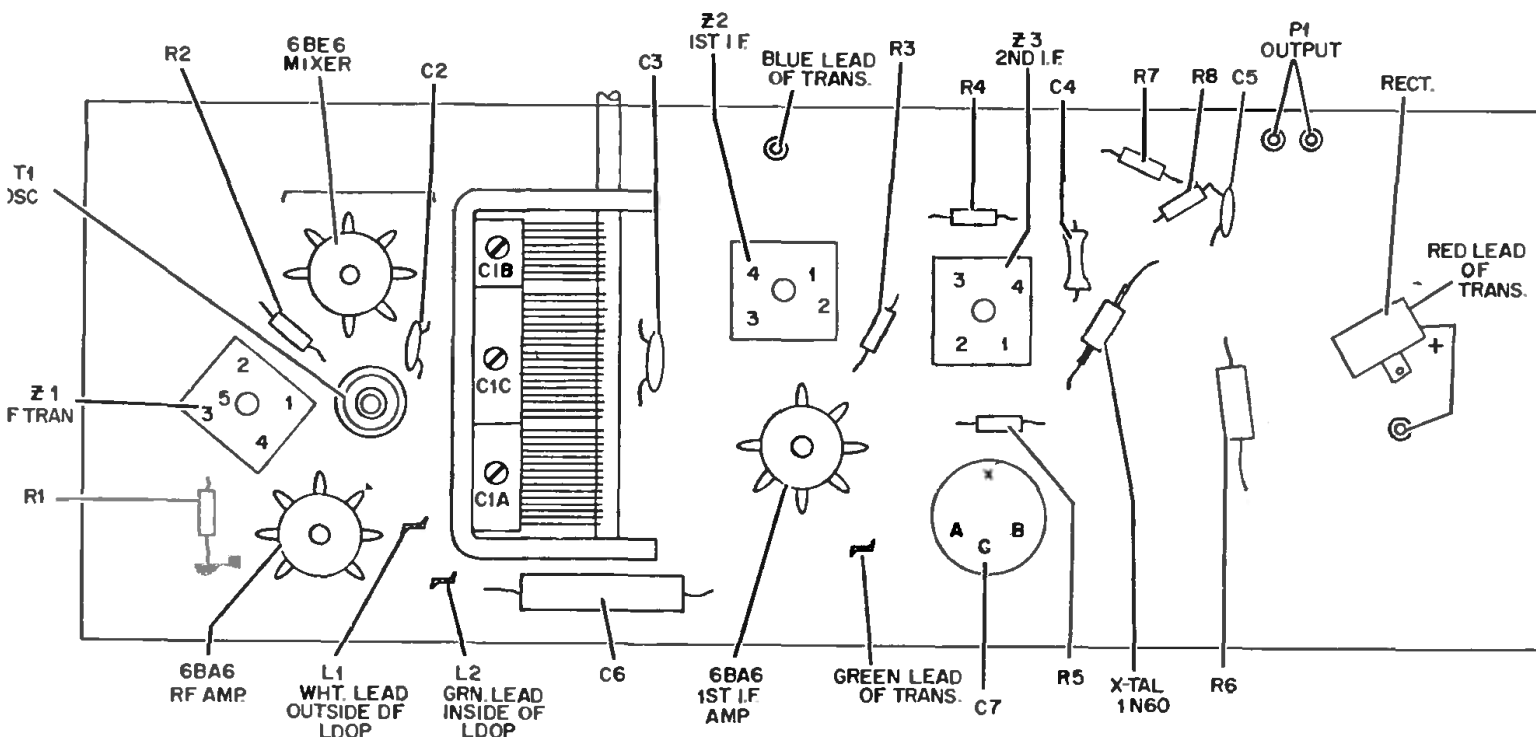
Circuit — Amplifier—Three tube amplifier plus rectifier. Includes base, treble and volume controls and a selector switch. Inputs provided for external tuner and tape recorder.

Tuner—Model F-1702 employs the RT-100 AM tuner. Tuner includes three tubes, separate power supply and crystal detector. Models F-1802, F-1803 and F-1805 employ the RT-201 AM-FM tuner.

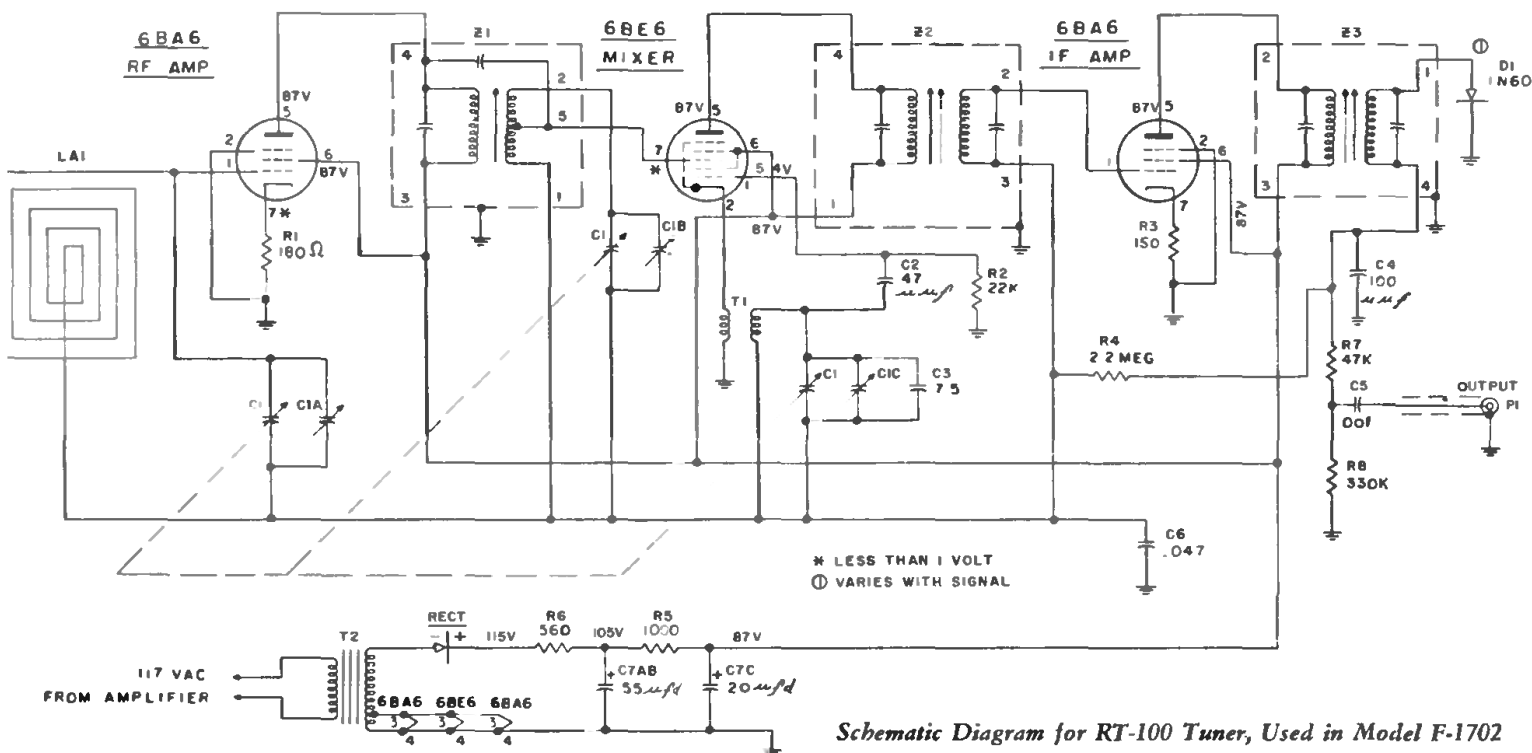
Audio Output — Model F-1600 — 6 watts. Models F-1700, F-1702, F-1802, F-1803 and F-1805 — 10 watts.

Operating Voltage — 105 to 120 volts, 60 cycles, a-c.

Power Consumption — Models F-1600 and F-1700 — 60 watts. Models F-1702, F-1802, F-1803 and F-1805 — 100 watts.



RT-100 Tuner Composite View, Component Layout of Printed Panel



Schematic Diagram for RT-100 Tuner, Used in Model F-1702