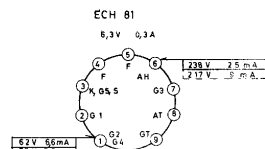
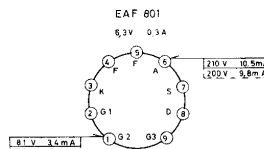


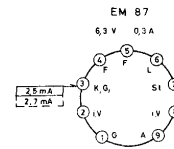
ECC 85
6,3V 0,43A



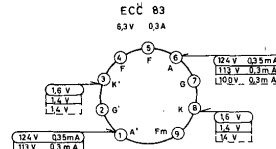
ECH 81
6,3V 0,3A



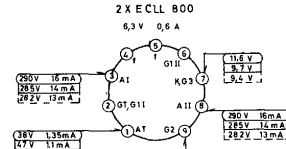
EAF 801
6,3V 0,3A



EM 87
6,3V 0,3A



ECC 83
6,3V 0,3A



2X ECL 800
6,3V 0,5A

Spannungen mit Grundig Rohrvoltmeter
gemessen. Messwerte gelten bei **MW/KW/FM** ohne Signal an der Antenne.

VOLTAGES MEASURED TO CHASSIS WITH
GRUNDIG VTVM MEASURING VALUES VALID
FOR **MW/KW/FM** WITHOUT SIGNAL ON AERIAL

TENSIONS DE SERVICE MEASUREES A L' CHASSIS
AVEC GRUNDIG VOLTMETRE A L' CHASSIS
LES TENSIONS DE SERVICE SONT VALABLES
POUR **MW/KW/FM** SANS SIGNAL A L' ANTENNE

Änderungen vorbehalten

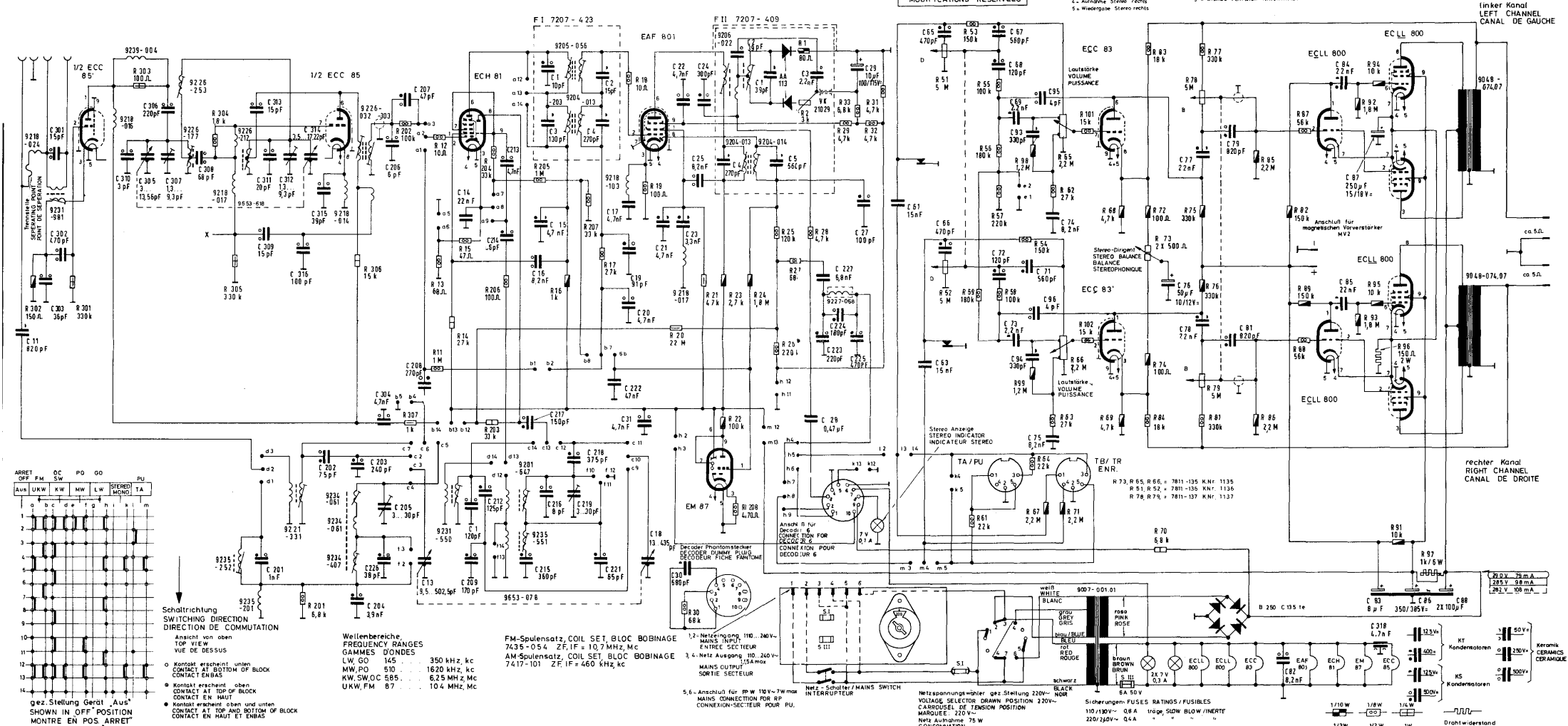
ALTERATIONS RESERVED

MODIFICATIONS RESERVEES

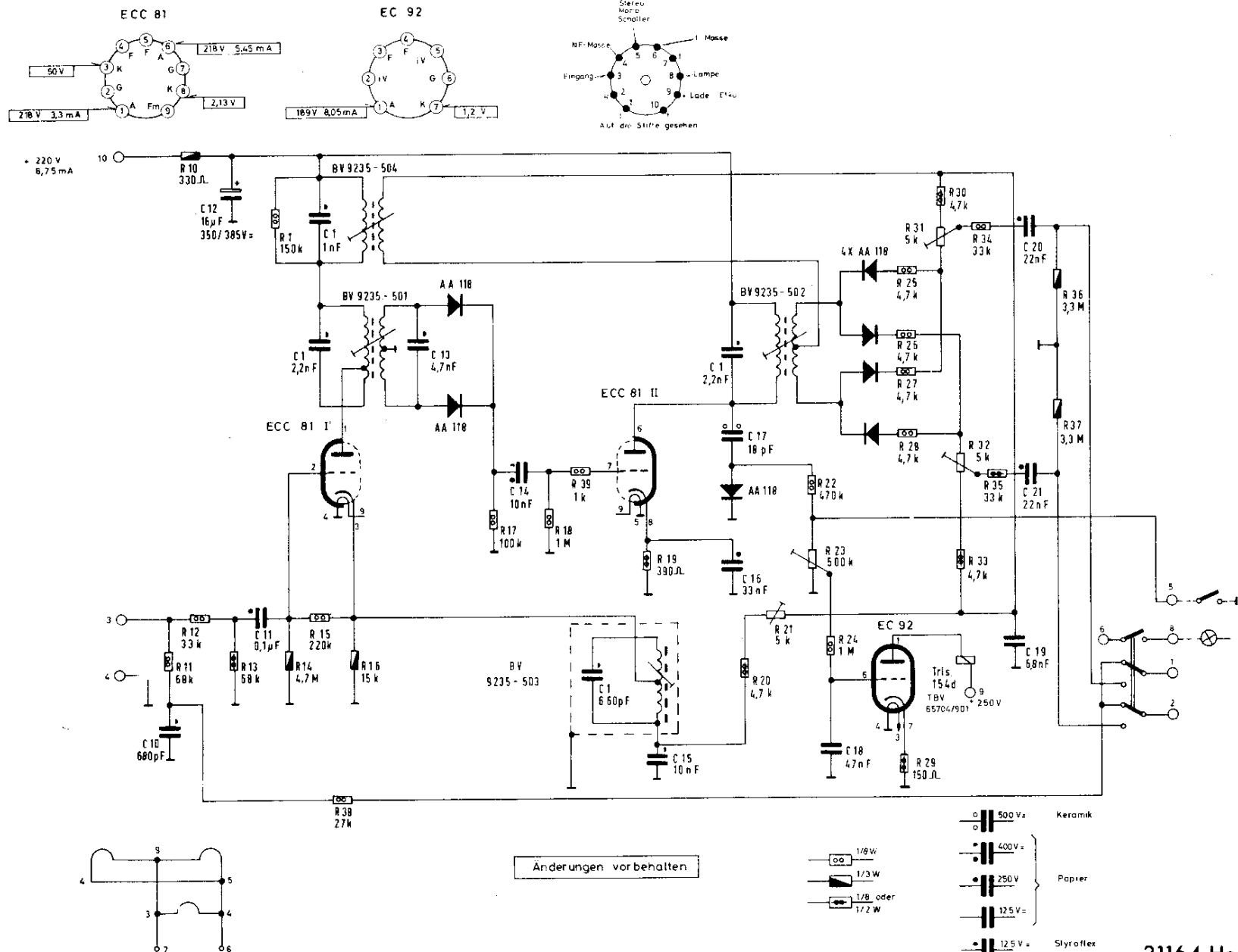
- TA 1-5 Stereo rechts
2- Masse
3- Stereo links
TB 1- Aufnahme Mono
2- Aufnahme Stereo links
3- Masse
4- Wiedergabe Mono
5- Wiedergabe Stereo links
6- Wiedergabe Stereo rechts

- PU 1-5 STEREO PLAYBACK RH CHANNEL
2- GROUND
3- STEREO PLAYBACK LH CHANNEL
TB 1- MONO RECORDING
2- STEREO RECORDING LH CHANNEL
3- MONO PLAYBACK STEREO PLAYBACK
4- MONO RECORDING RH CHANNEL
5- STEREO PLAYBACK RH CHANNEL

- PU 1-5-STEREO DROITE
2- MASSE
3- STEREO GAUCHE REPRODUCTION MONO
ENR 1- ENGAGEMENT MONO ENGAGEMENT STEREO
2- MASSE
3- REPRODUCTION MONO REPRODUCTION STEREO
4- ENGAGEMENT STEREO DROITE
5- REPRODUCTION STEREO DROITE



10538/1	C: 11, 301, 302, 303, 310, 305, 306, 307, 308, 201, 309, 313, 311, 312, 316, 314, 202, 203, 304, 309, 206, 208, 204, 216, 217, 215, 14, 209, 212, 213, 215, 16, 218, 219, 15, 221, 31, 17, 222, 19, 20, 21, 22, 23, 24, 25, 26, 27, 28, 29, 30, 31, 32, 33, 34, 35, 36, 37, 38, 39, 40, 41, 42, 43, 44, 45, 46, 47, 48, 49, 50, 51, 52, 53, 54, 55, 56, 57, 58, 59, 60, 61, 62, 63, 64, 65, 66, 67, 68, 69, 70, 71, 72, 73, 74, 75, 76, 77, 78, 79, 80, 81, 82, 83, 84, 85, 86, 87, 88, 89, 90, 91, 92, 93, 94, 95, 96, 97, 98, 99, 100
	R: 302, 301, 303, 304, 305, 201, 306, 307, 302, 12, 13, 14, 15, 11, 203, 204, 205, 206, 16, 207, 17, 18, 19, 20, 30, 21, 22, 23, 208, 24, 26, 26, 27, 28, 29, 30, 31, 32
	ZF-Sperrkreis 7219-456 KW-Vorkreis 7219-577 HF-Drossel 7219-457 C: 1 MW-Oszillator 7219-576 LW-Oszillator 7219-579 NF-Drossel kpl. 7219-458



5791

C:	10,	11,	12,	13,	14,	15,	16,	17,	18,	19,	20,	21,
R:	10,	11,	12,	13,	14,	15,	16,	17,	18,	19,	20,	21,
	Baustein 7219-008 R 1 C 1			Baustein 7219-007 C 1			Baustein 7219-006 C 1					
	Baustein 7219-005 C 1											

Decoder 6
(19-8036-1001/62)