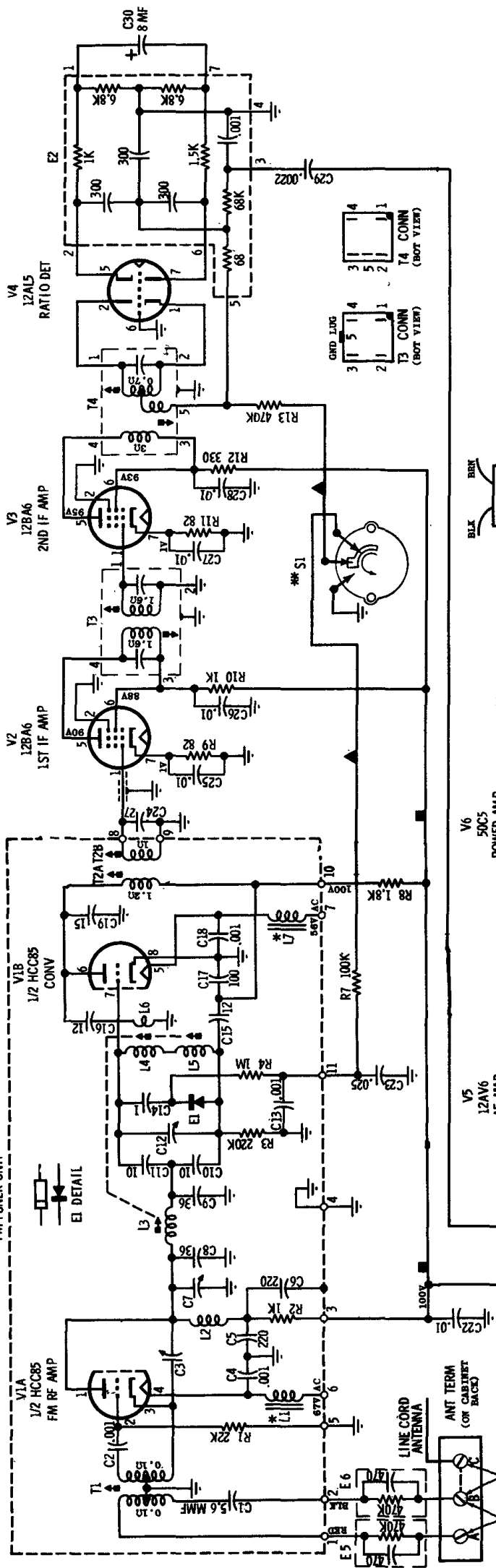


# FM TUNER UNIT



Correct for Ant Term, Speaker, and Antenna between B & C to A & B

AFC-IN, AFC-OUT S1 POSITIONS (AS VIEWED FROM TOP)

NOTES:

CAPACITORS - Unless otherwise specified, decimal values in MF; all others in MMF.

VOLTAGES - Measured from point indicated to B- with a VTVM  $\pm 10\%$  no signal input with 120V 60 cycle AC input.

TUNING RANGE - 88MC TO 108MC, IF-10.7 MC

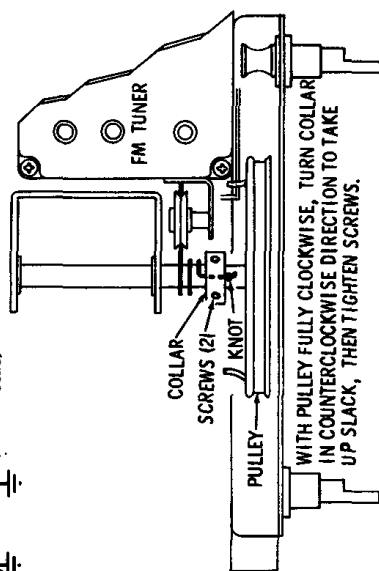
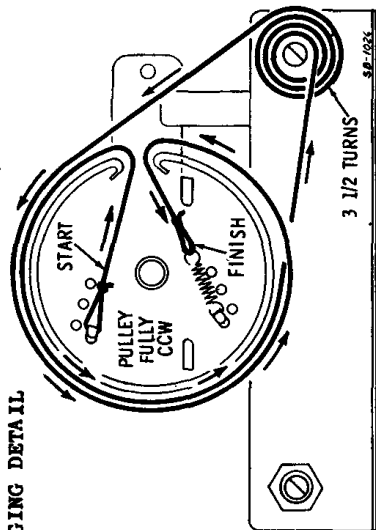
\* DENOTES FERRITE BEAD

# S1 SHOWN IN AFC-IN POSITION

PLATED CHASSIS BOARD WIRING LEGEND

$\blacksquare$  = B+  $\blacksquare$  = NOT USED  $\blacktriangle$  = AFC  $\blacktriangle$  = FILAMENT

## DIAL STRINGING DETAIL



## MOTOROLA INC.

### MODELS CHASSIS

BIJ HS-819  
BIW HS-819