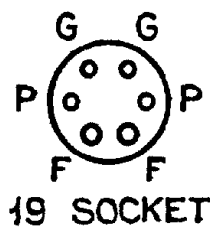

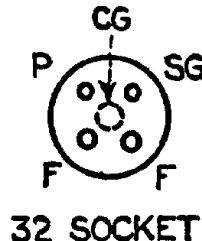
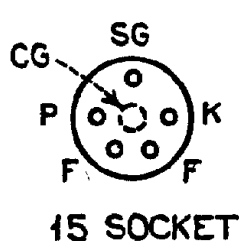




IF PEAK 460 KC.



AUGUST, 1933.

REPLACEMENT PARTS FOR MODELS 38 AND 38-A

No. on Figs.	Description	Part No.	List Price
(24)	Condenser (.01).....	3903-Z	\$0.14
(25)	Resistor (.25 meg.) (Red-Yellow-Yellow).....	4410	.20
(26)	Resistor (.5 meg.) (Yellow-White-Yellow).....	4517	.20
(27)	Resistor (1 meg.) (White-White-Orange).....	4411	.20
(28)	Input Transformer.....	7233	1.50
(29)	Condenser (.002).....	7296-C	.12
(30)	Output Transformer.....	2565	1.40
(31)	Voice Coil and Cone Assembly (KR-2).....	36-3014	..
(32)	Resistor (.5 meg.) (Yellow-White-Yellow).....	4517	.20
(33)	Switch ("On-Off"; Battery).....	42-1040	..
(34)	Pilot Lamp (Station Selector)	5316	.30
	Resistor (30 ohm) [(Used across Type 6 ballast tube filament; Model 39-A, only)].....	7155	.20
	Shorting Jumper (Model 38; across filament terminals; Type 6 tube socket)	28-8061
	Tube Shield.....	28-1107	.10
	Four-prong Tube Socket.....	7545	.08
	Five-prong Tube Socket.....	7546	.10
	Six-prong Tube Socket.....	7547	.10
	Speaker Socket.....	4957	.08
	Battery Cable Assembly (including multi-plug).....	38-5265	..
	Station Selector Dial-scale	27-5019	..
	Knob (large).....	03063	.08
	Knob (small).....	03064	.08

In Run Number 4, Volume Control ① is rotated 90 degrees in a clockwise direction, looking from front of chassis.