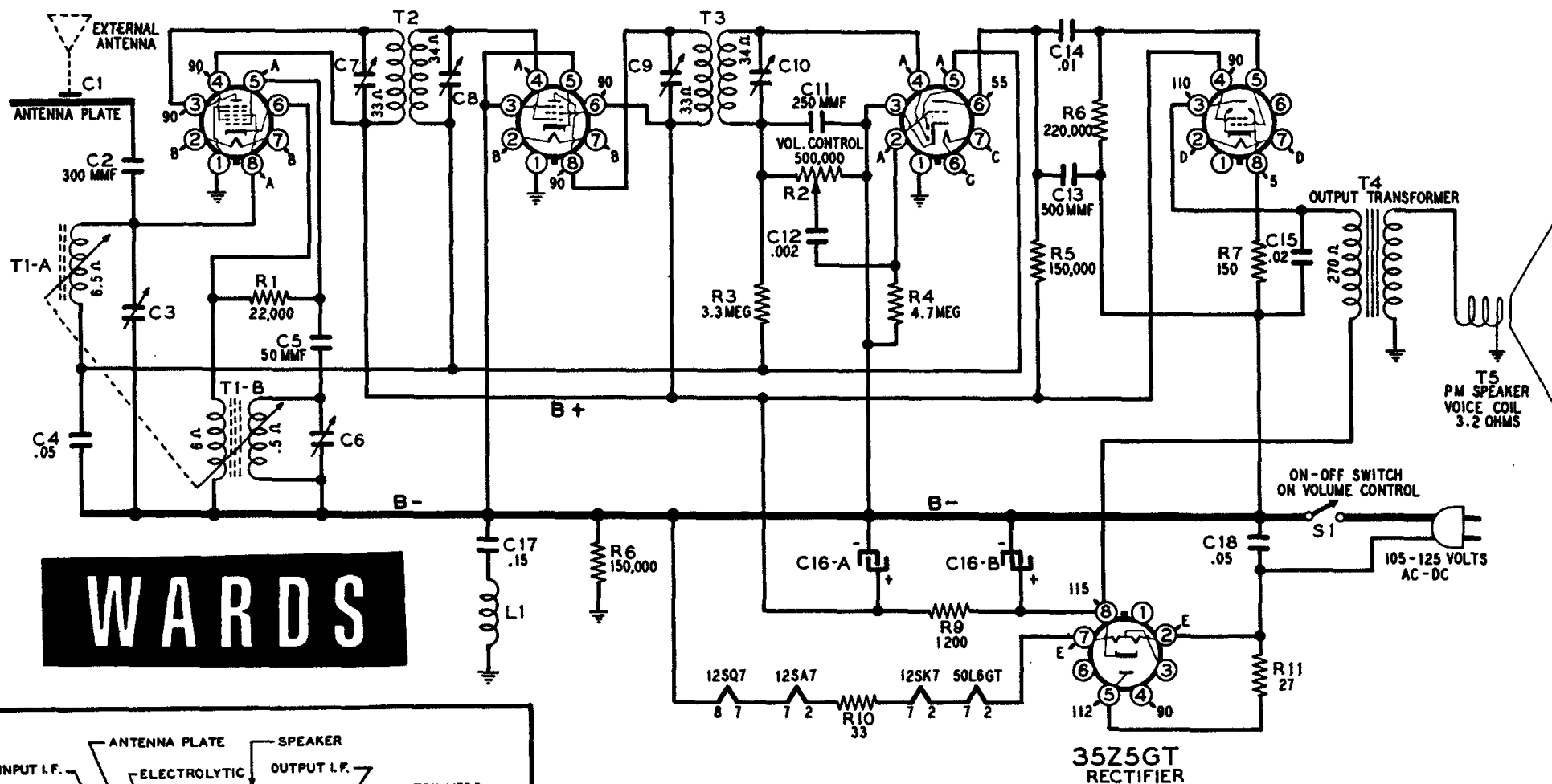


12SA7
CONVERTER

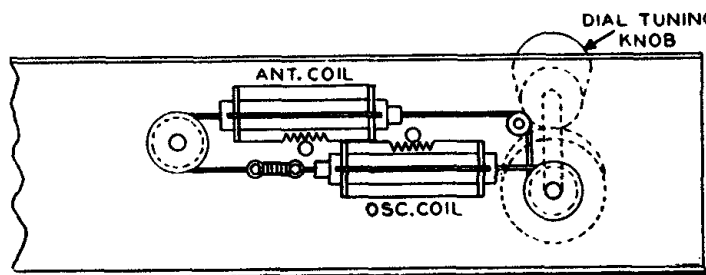
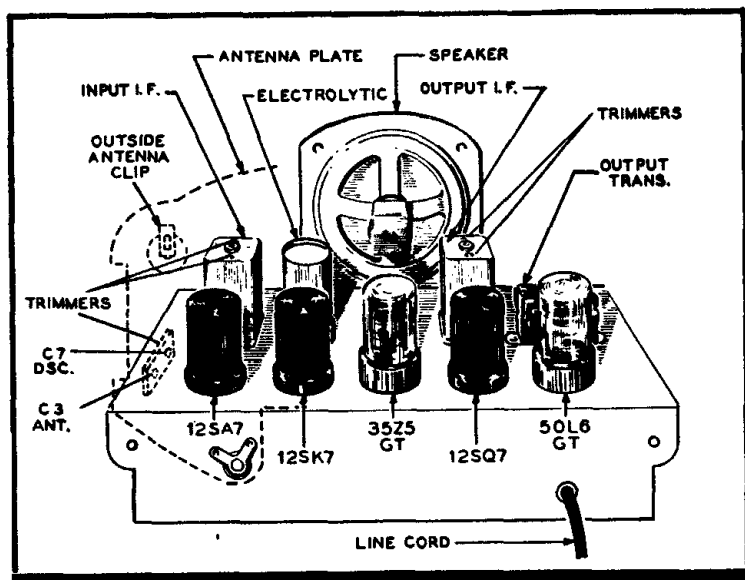
12SK7
I.F. AMP.

12SQ7
2ND DET., A.V.C.
& 1ST AUDIO

50L6GT
OUTPUT



MODELS 54BR-1501A, 1502A



View of Tuning Coil Assembly

NOTES

FIGURES AND LETTERS OPPOSITE SOCKET PIN NUMBERS ARE VOLTAGE READINGS TAKEN WITH A 5,000-OHMS- PER-VOLT METER BETWEEN SOCKET TERMINALS AND B-. LINE VOLTAGE 117 V. AC.

A - CANNOT BE MEASURED WITH VOLTMETER.

B - 12 VOLTS AC BETWEEN PINS 2 AND 7

C - 12 VOLTS AC BETWEEN PINS 7 AND 8

D - 45 VOLTS AC BETWEEN PINS 2 AND 7

E - 32 VOLTS AC BETWEEN PINS 2 AND 7

RESISTOR AND COIL VALUES SHOWN IN OHMS. CAPACITOR VALUES SHOWN IN MFD UNLESS OTHERWISE INDICATED.