
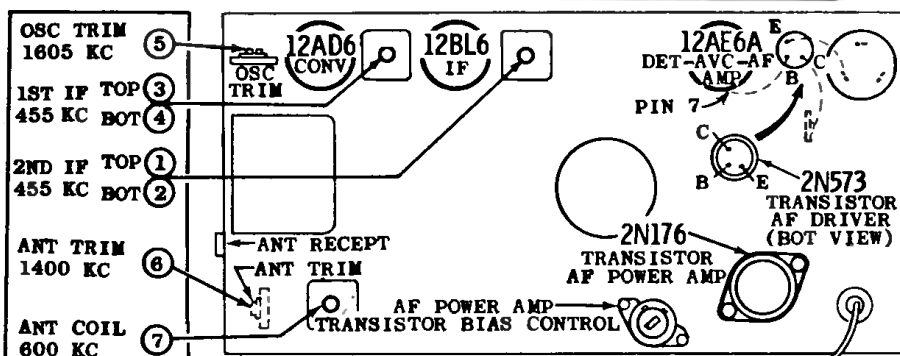
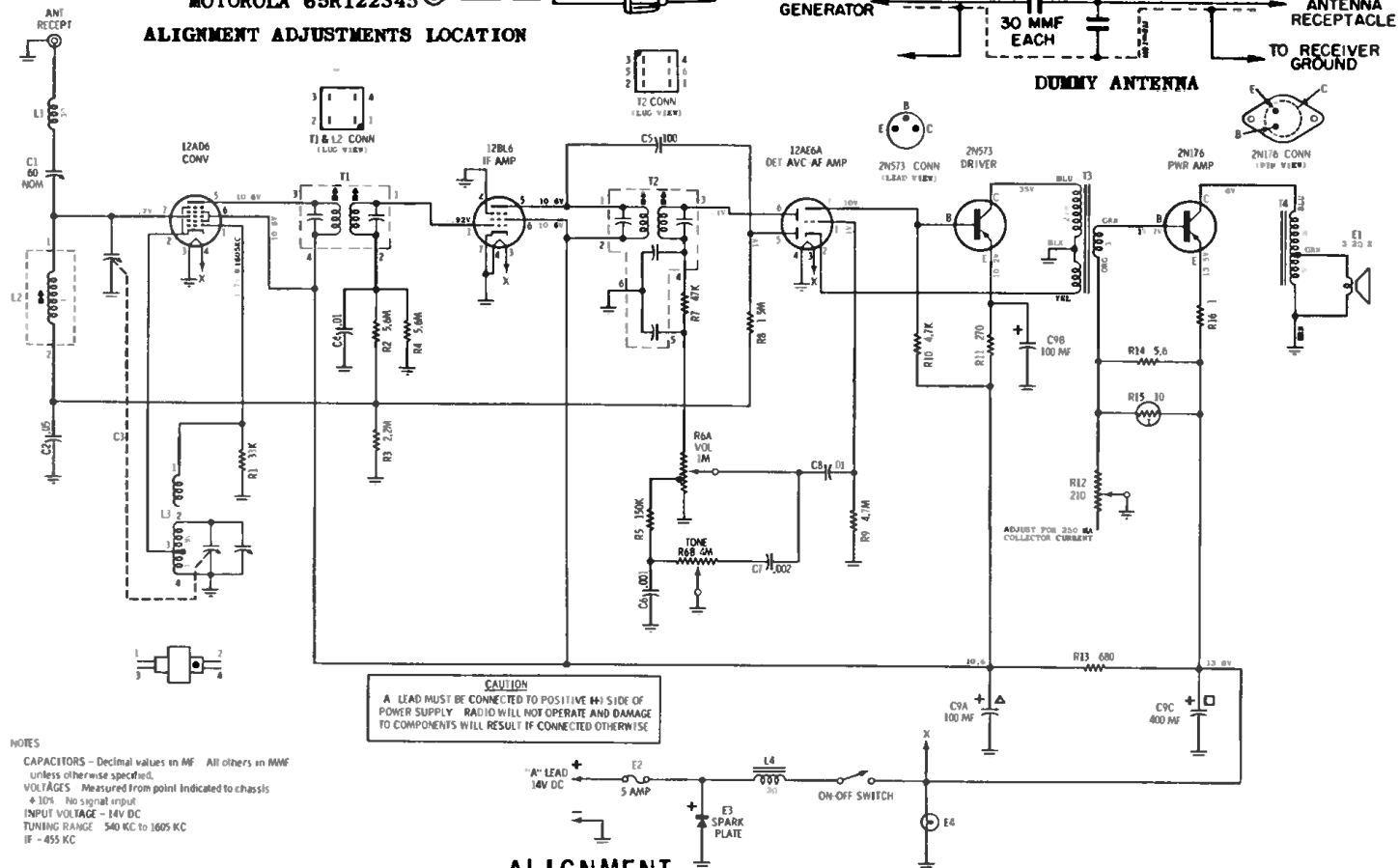


# MOTOROLA

MODEL  
AMERICAN MOTORS 8990582  
MOTOROLA 93MR



## ALIGNMENT ADJUSTMENTS LOCATION



## ALIGNMENT

Connect an output meter across the speaker voice coil. Set tone control to high and volume to maximum. Attenuate signal generator output to maintain 1.3 volts on output meter to prevent overloading the receiver.

STEP	GENERATOR CONNECTION	GENERATOR FREQUENCY (400 cycle mod)	GANG SETTING	ADJUST	REMARKS
IF ALIGNMENT					
1.	Ant recept through .1 mf & chassis	455 Kc	Fully open	1, 2, 3 & 4	Peak for maximum.
RF ALIGNMENT					
2.	Ant recept through dummy antenna	1605 Kc	Fully open	5	Peak for maximum.
3.	"	1400 Kc	Tune for max	6	Peak for maximum.
4.	"	600 Kc	Tune for max	7	Peak for maximum while rocking gang.
5.	Repeat steps 3 & 4 until no further increase. The last adjustment should be the trimmer (6).				
ANTENNA TRIMMER					
6.	-	-	Tune to a weak station around 1400 Kc	6	With radio installed in car and antenna fully extended, peak antenna trimmer for max.