

□ = RESISTANCE MEASUREMENTS.

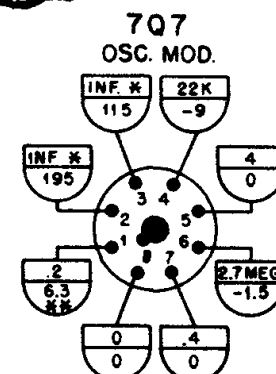
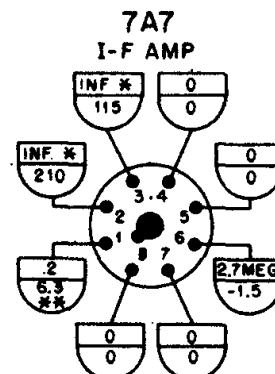
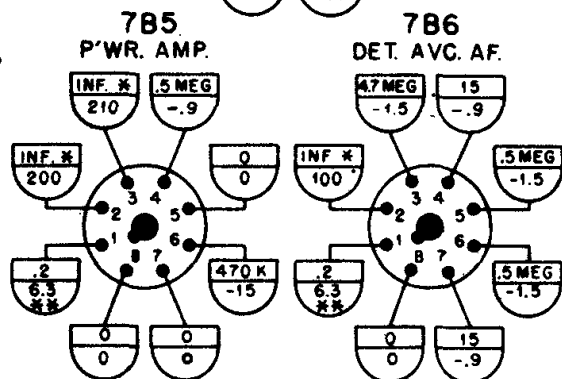
◐ = VOLTAGE MEASUREMENTS.

* = MAY VARY DUE TO ELECTROLYTIC CAPACITOR C-13 IN CIRCUIT.

** = A.C. VOLTAGES.

PHONO-RADIO SWITCH IN RADIO POSITION
VOLUME CONTROL ON FULL, DIAL SET TO L.
AND NO STATION TUNED IN.

VOLTAGE TOLERANCE $\pm 10\%$
RESISTANCE TOLERANCE $\pm 20\%$



Motrola

Model 55F11

Chassis HS-30