

UNIVERSAL BATTERY CO.

MODEL 802.

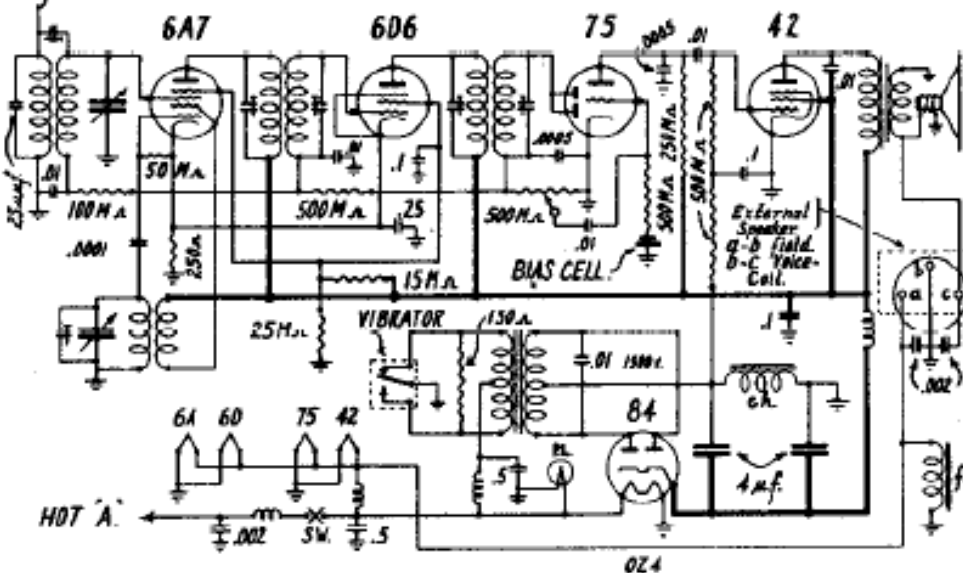
FIVE-TUBE AUTO-SET.

IF - 456 KC.



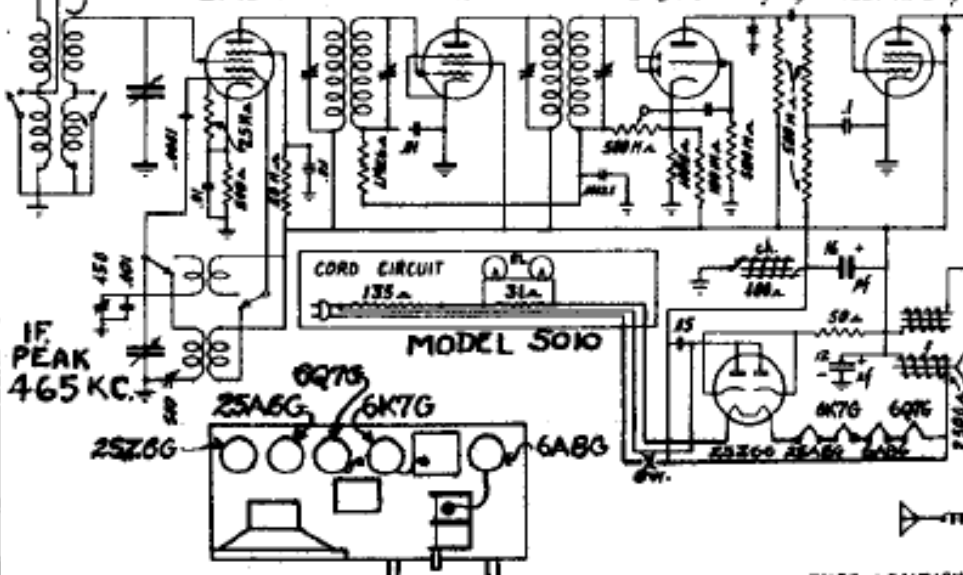
Schematics

MODEL 802
MODEL 803
MODEL 5010
MODEL 5032
Schematics
Socket

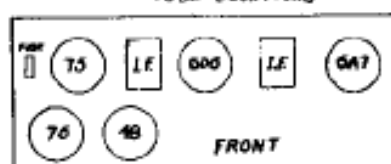


5 TUBE - DUAL WAVE - AC. DC. - SUPERHETERODYNE

6A8G 6K7G 6Q7G 25A6G

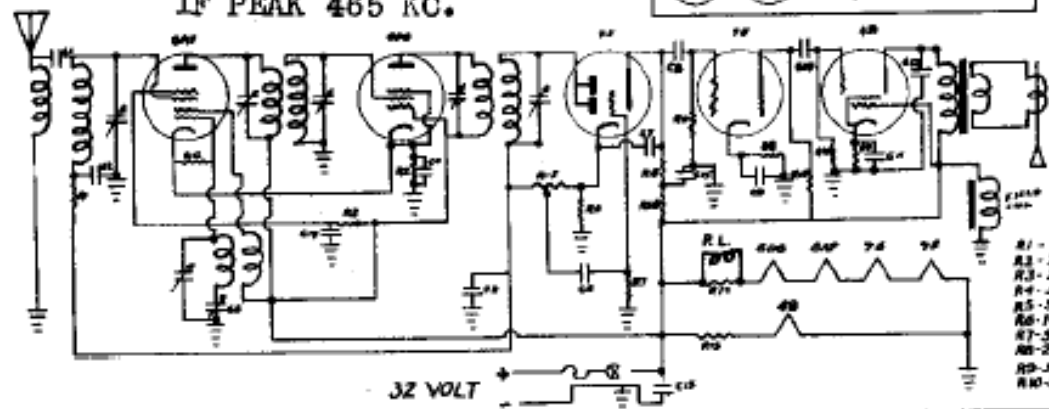


TUBE LOCATIONS



Model 5032

IF PEAK 465 KC.



PARTS LIST

R1 - 1M Ω RESISTOR	R11 - 400 Ω RESISTOR	C6 - .01-200V. 500V
R2 - 250 Ω RESISTOR	R12 - 30M Ω RESISTOR	C7 - .01-200V. 500V
R3 - 25M Ω RESISTOR	R13 - 15M Ω RESISTOR	C8 - .01-200V. 500V
R4 - 500 Ω RESISTOR	R14 - 40 Ω RESISTOR	C9 - 10M Ω 25V. 500V
R5 - 500M Ω VOL. CONT.	R15 - 250 Ω RESISTOR	C10 - .01-200V. 500V
R6 - 100M Ω RESISTOR	R16 - 10M Ω RESISTOR	C11 - .01-200V. 500V
R7 - 500M Ω RESISTOR	R17 - 10M Ω RESISTOR	C12 - .01-200V. 500V
R8 - 20M Ω RESISTOR	R18 - 10M Ω RESISTOR	C13 - .01-200V. 500V
R9 - 500M Ω RESISTOR	R19 - 10M Ω RESISTOR	C14 - .01-200V. 500V
R10 - 500M Ω RESISTOR	R20 - 10M Ω RESISTOR	C15 - .01-200V. 500V

MODEL 803
SIX-TUBE AUTO-SET.
IF - 456 KC.