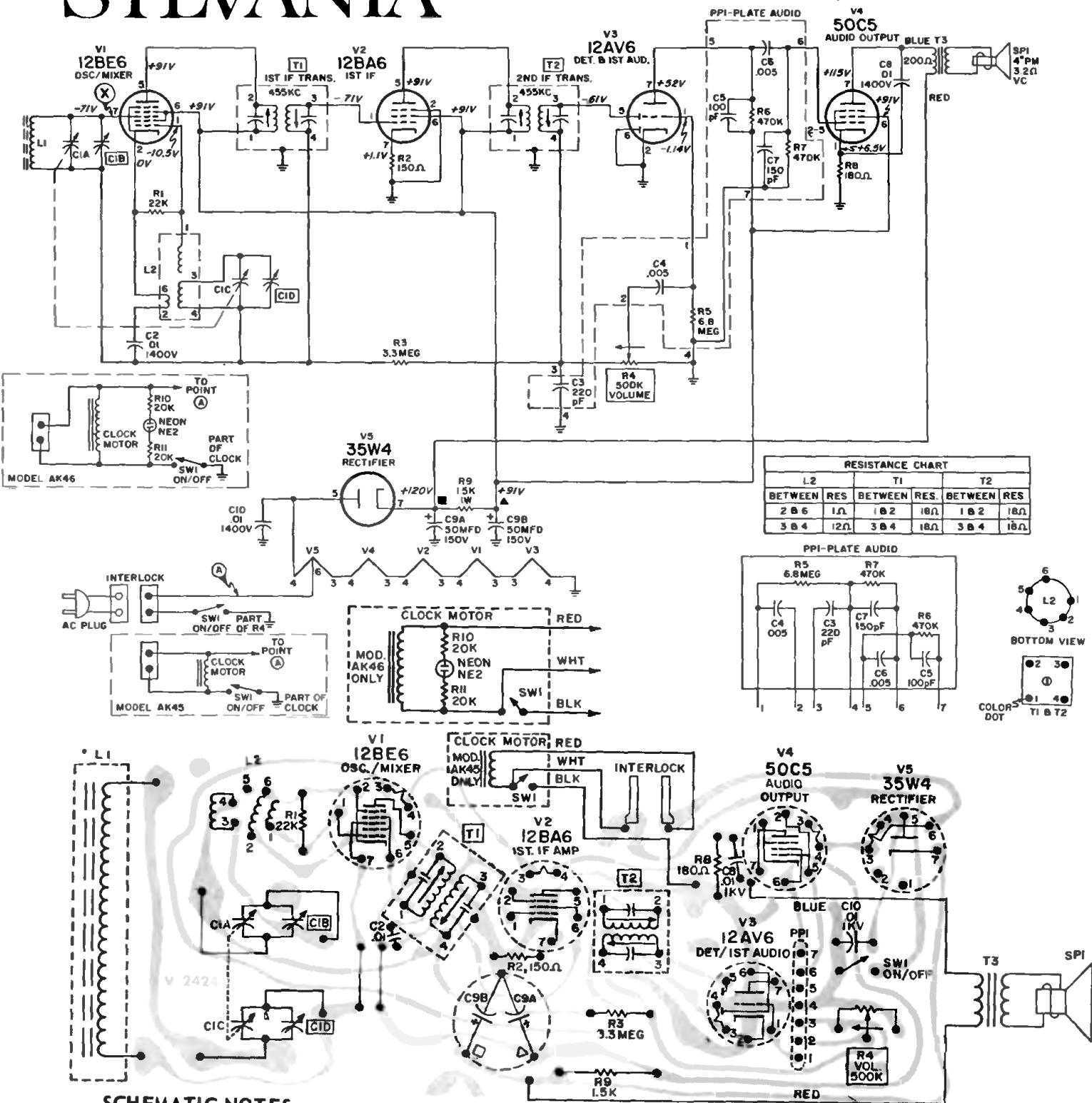


SYLVANIA

Chassis U50-1, -2
Models AK45, AK46, AT40



SCHEMATIC NOTES

Line voltage set at 120 volt, 60 cycle.
Voltages shown are average readings measured to chassis ground with no signal, minimum volume setting and variable capacitor fully open.

All capacitors are in microfarads unless otherwise specified.
All resistors are 10%, 1/2 watt unless otherwise specified.
Intermediate frequency (IF), 455 KC.

⊥ designates chassis ground.

Arrow on volume control indicates clockwise direction.

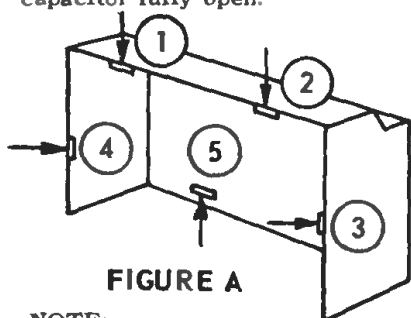


FIGURE A




FIGURE B



FIGURE C

NOTE:
THE CABINET SECTIONS ARE HELD TOGETHER WITH SNAP TABS SHOWN BY ARROWS. SEE FIGURES A AND C.