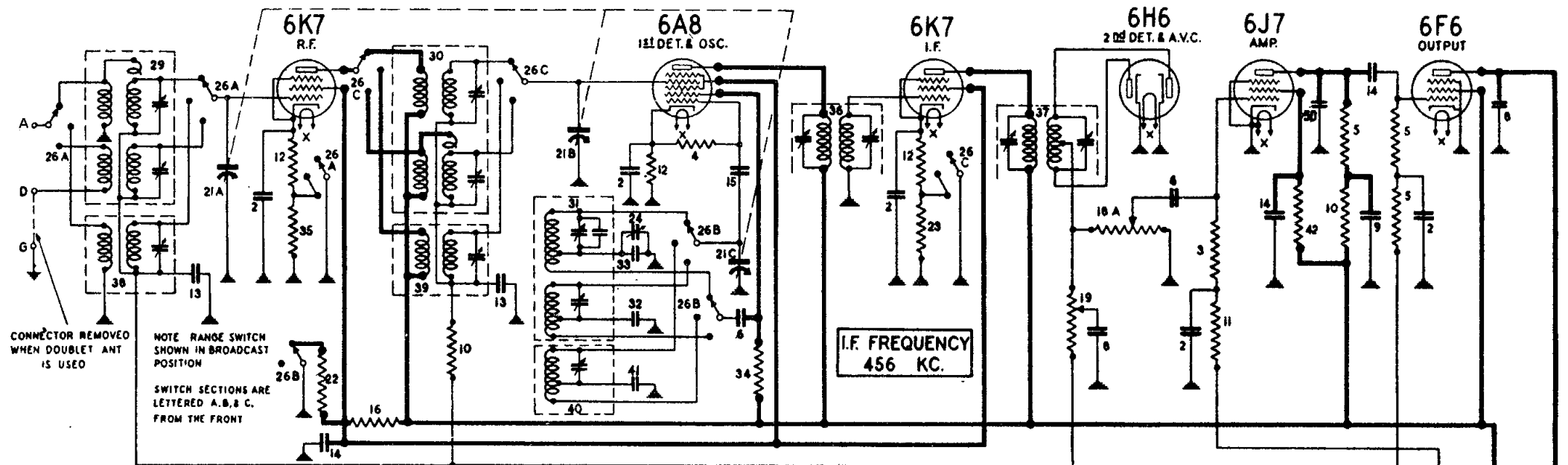
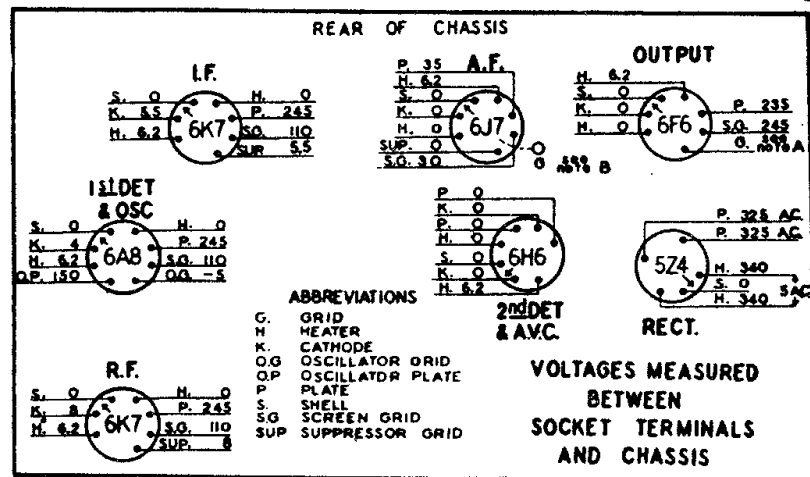


STEWART-WARNER MODEL R-136 CHASSIS (RECEIVER MODELS 1361 to 1369)



SOCKET VOLTAGES

LINE VOLTAGE 115 VOLTS Volume Control on Full ANTENNA GROUNDED RANGE SWITCH SET ON BROADCAST POSITION DIAL TUNED TO 540 KC.



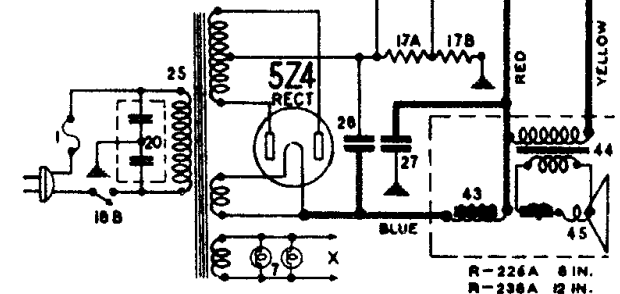
IMPORTANT: Use a high resistance meter of 1000 ohms per volt.

NOTE A: The grid bias on the 6F6 output tube is —16.5 volts, measured across the resistors 17A and 17B.

NOTE B: The grid bias on the 6J7 amplifier tube is —1.7 volts measured across resistor 17B.

Speaker field resistance is 1300 ohms with coil warm.

18-A	85073	{250,000 ohm volume control}	one unit.....
18-B		{Line switch	
19	85074	500,000 ohm tone control.....	
20	85075	Dual .01 mfd. 750 volt A.C. paper cond..	
21A to C	85084	3 Gang variable condenser.....	
22	85116	25,000 ohm ½ watt carbon resistor.....	
23	85117	1,000 ohm ½ watt carbon resistor.....	
24	85285	Padding trimmer.....	
25	85428	Power trans. 115 V 60 cycle (136-A only)	
		(See 85760 for other voltages and frequencies)	
26A to C	85429	Three deck range switch.....	
27	85430	16 mfd. 300 volt electrolytic condenser.....	
28	85431	16 mfd. 400 volt electrolytic condenser.....	
29	85432	Antenna coil and shield assembly (B & No. 3 S.W.)	
30	85433	R. F. coil and shield assembly (B & No. 3 S.W.)	
31	85434	Oscillator coil and shield assembly (B & No. 3 S.W.)	
32	85440	.00351 mfd. mica condenser.....	
33	85441	.00042 mfd. mica condenser.....	
34	85442	21,000 ohm ½ watt carbon resistor.....	
35	85443	2,000 ohm ½ watt carbon resistor.....	
36	85452	1st I.F. transformer.....	
37	85453	2nd I.F. transformer.....	
38	85455	Antenna coil assembly (No. 2 S.W.).....	
39	85456	R.F. coil assembly (No. 2 S.W.).....	
40	85457	Oscillator coil assembly (No. 2 S.W.).....	
41	85467	.00137 mfd. mica condenser.....	
42	85472	1.6 megohm ½ watt carbon resistor.....	
43	85478	Field coil assembly (R-236-A spkr.)	
		(See 84505 for R-225-A 8" spkr.)	
44	85482	Output transformer (R-236-A 12" spkr.)	
		(See 84312 on R-225-A 8" spkr.)	
45	85592	Diaphragm and shell assembly (R-236-A 12" spkr.)	
		(See 84504 for R-225-A 8 inch speaker)	
50	84370	.00011 mfd. mica condenser.....	



R-136 PARTS LIST

Diagram No.	Part No.	DESCRIPTION
1	38841	Fuse, 1 amp.
2	81630	.1 mfd. 175 volt paper condenser.....
3	83072	510,000 ohm ¼ watt carbon resistor.....
4	83080	51,000 ohm ¼ watt carbon resistor.....
5	83082	260,000 ohm ¼ watt carbon resistor.....
6	83219	.01 mfd. 600 volt paper condenser.....
7	83278	Dial lamp 6.3 volt.....
8	83706	.006 mfd. 600 volt paper condenser.....
9	83974	.1 mfd. 200 volt paper condenser.....
10	84198	110,000 ohm ¼ watt carbon resistor.....
11	84235	1.1 megohm ¼ watt carbon resistor.....
	84312	Output transformer (R-225-A 8" spkr.)
	84504	Diaphragm and shell assembly (R-225-A 8 inch speaker).....
	84505	Field coil assembly (R-225-A 8" spkr.)
12	84888	300 ohm ½ watt wire wound resistor.....
13	85053	.05 mfd. 100 volt paper condenser.....
14	85059	.05 mfd. 300 volt paper condenser.....
15	85061	.000051 mfd. mica condenser.....
16	85063	15,000 ohm 2 watt carbon resistor.....
17-A	85067	{275 ohm wire wound bias resistor}
17-B		
		{25 ohm wire wound bias resistor} one unit