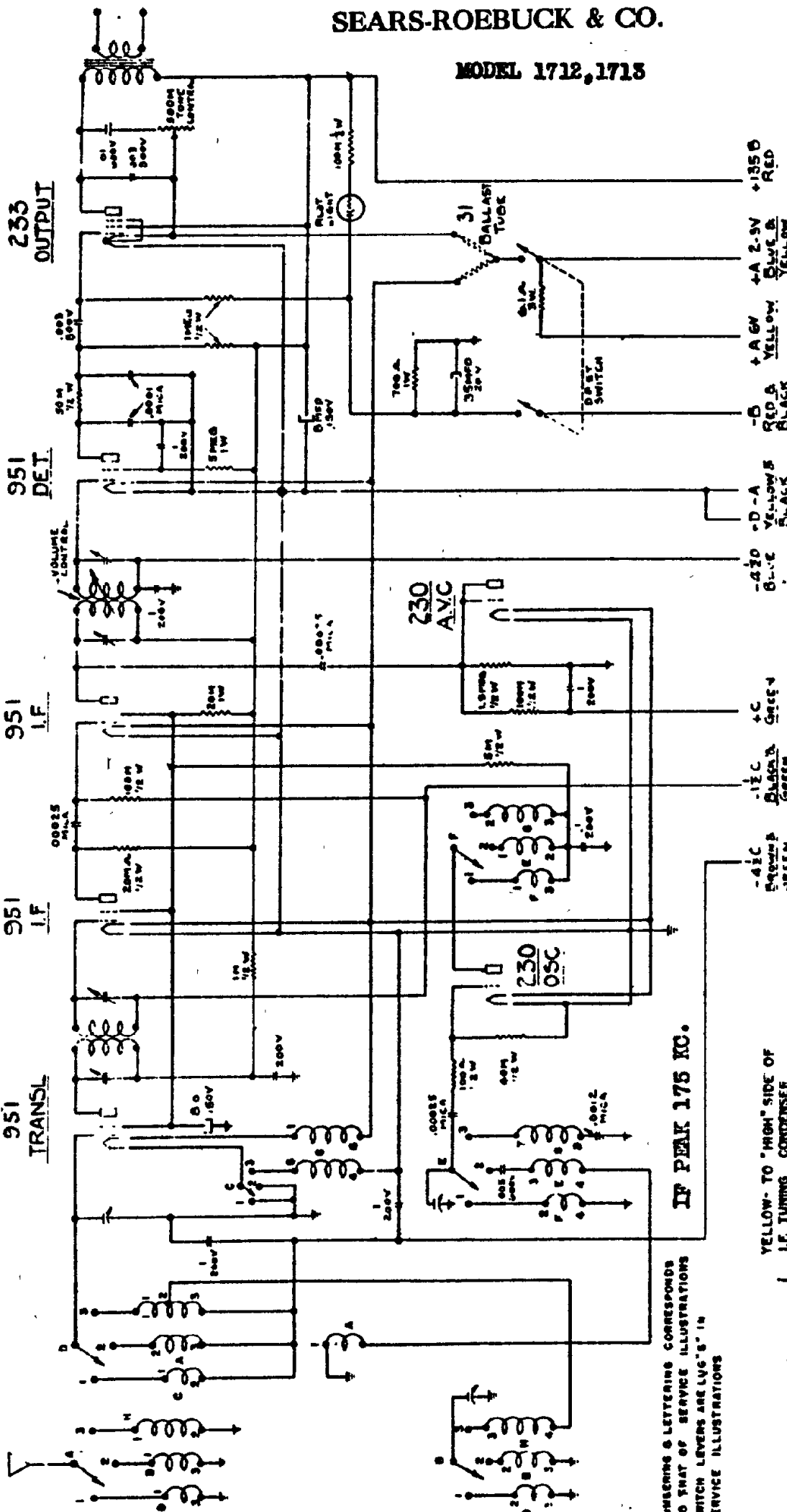


SEARS-ROEBUCK & CO.

MODEL 1712, 1713



NUMERING & LETTERING CORRESPONDS TO THAT OF SERVICE ILLUSTRATIONS. SWITCH LEVERS ARE LUG "S" IN SERVICE ILLUSTRATIONS.

IF PEAK 175 KC.

YELLOW - TO "HIGH" SIDE OF I.F. TUNING CONDENSER

GRAY - TO "LOW" SIDE OF I.F. TUNING CONDENSER

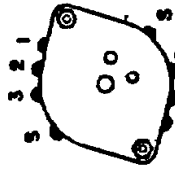
RED - TO 1M OHM RES 0.1 MFD. COND. BLUE - TO TRANS. PLATE

GREEN - TO HIGH SIDE OF TUNING CONDENSER

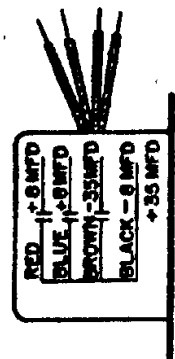
BLACK - TO LOW SIDE OF TUNING CONDENSER

GRAY - TO 100M RES & -1 1/2 V.C. LEAD

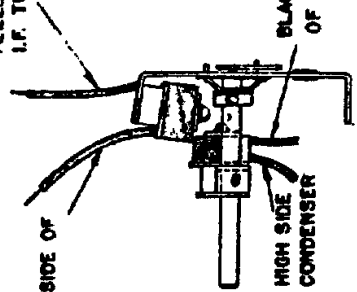
TO GRID CAP OF 1ST I.F.



POSITION OF LUGS ON SWITCH PLATES. VIEW FROM REAR



R 8449
ELECT. CONDENSER



R 6401B
2ND I.F. TRANSFORMER & VOLUME CONTROL

1ST I.F. TRANSF R 6415M