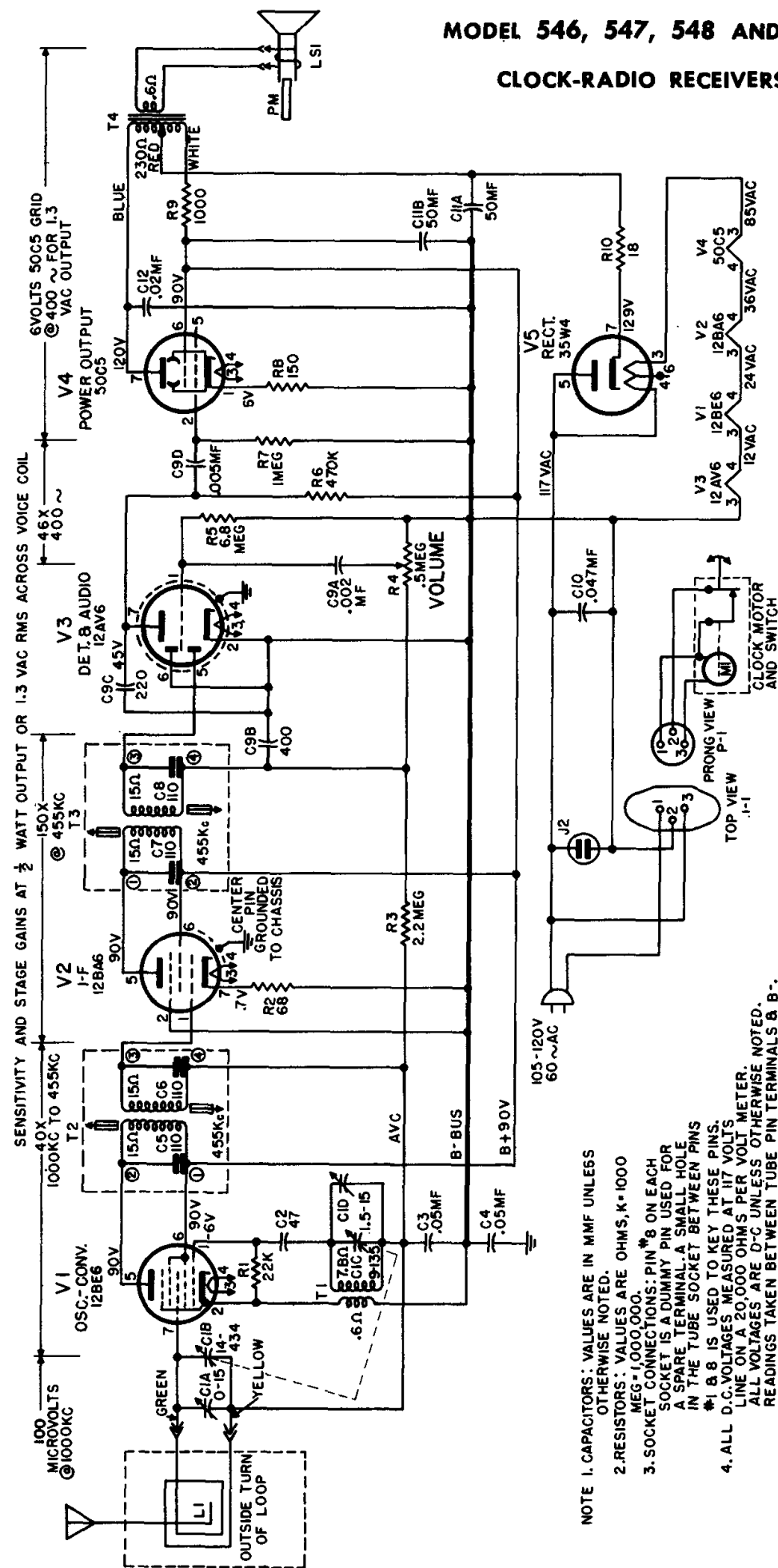


GENERAL ELECTRIC

MODEL 546, 547, 548 AND 549

CLOCK-RADIO RECEIVERS

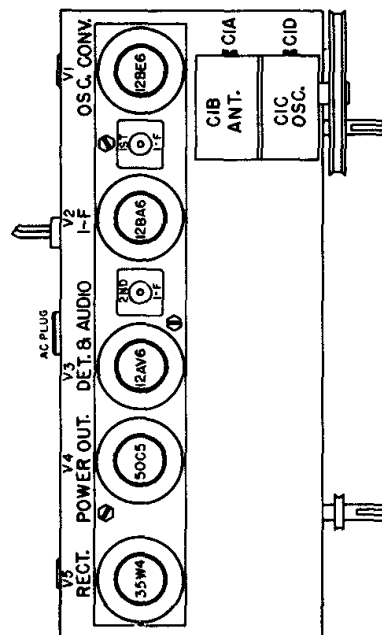


ELECTRICAL RATING:

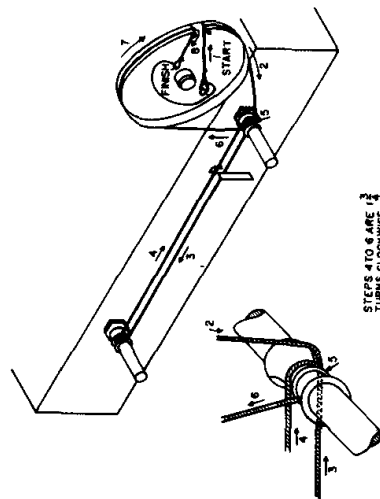
Voltage	105-120
Frequency	60 cycles only
Watts	30

ALIGNMENT CHART

Step	Connect Test Oscillator to	Test Osc. Setting	Dial Drum Setting	Adjust for Max. Output
1	12BA6 grid (1) in series with 0.05 mf. capacitor	455 KC		2nd I-F transformer, T3, cores
2	12BE6 grid (7) in series with 0.05 mf. capacitor	1620 KC		1st I-F transformer, T2, cores
3	Inductively coupled to Radio loop	1500 KC		C1D (osc.)
4				C1A (antenna)



Location of Tubes and Adjustments



Dial Cording