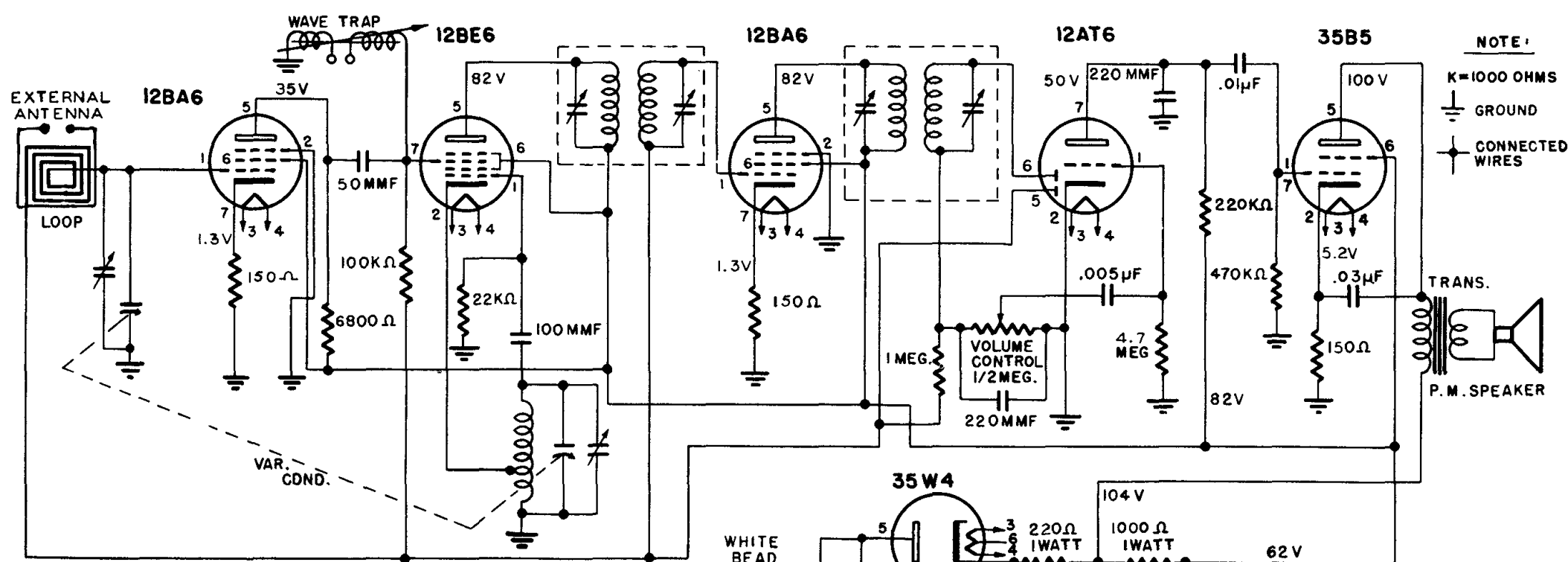


FADA RADIO 845 SERIES

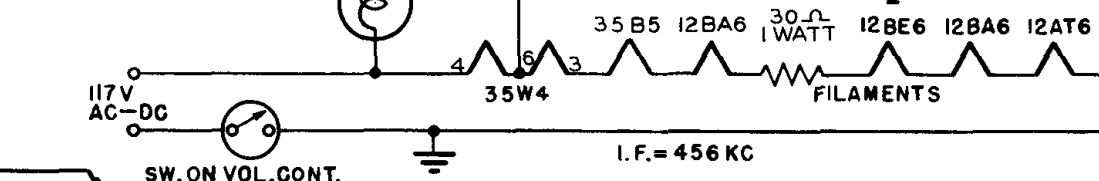
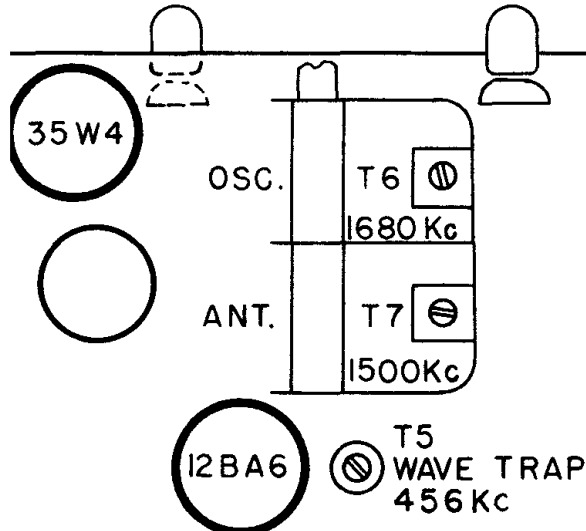


NOTE:
 K=1000 OHMS
 GROUND
 CONNECTED WIRES

VOLTAGE READINGS TAKEN WITH
 20,000 OHMS PER VOLT METER
 NO SIGNAL CONDITION,
 117 VOLT, 60 CYCLE LINE.
 TUNING RANGE 530-1680KC.

MODEL 845

PILOT LAMPS
 WHITE BEAD BAYONET



Tube substitution was used in some models and is indicated on the tube layout label of such sets. Two 6B16 were used for 12BA6 tubes with the connections to pins #2 and #7 reversed. Type 50B5 tube was used in place of 35B5. A red letter "A" stamped on the rear of the loop antenna indicates that a 50C5 tube is used instead of 35B5 with necessary changes in socket connections.

