

Fig. 5—Condenser Block—Internal Wiring

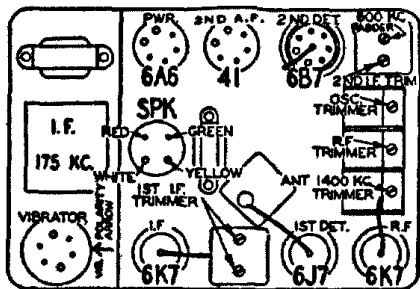


Fig. 2—Location of Tubes and Vibrator

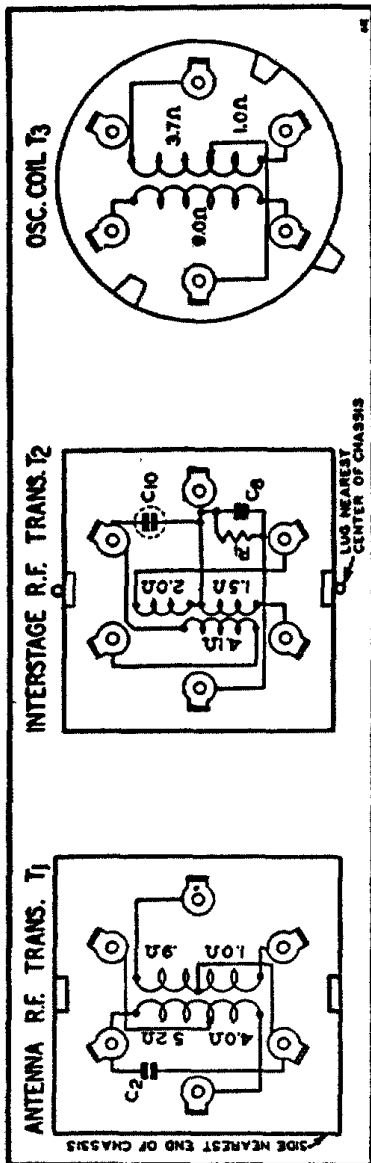


Fig. 4—R. F. and Oscillator Coil Base Terminal Arrangement and D. C. Resistance of Windings

Selectivity - 45 KC Broad at 1000 Times Signal

Tuning Frequency Range 530 to 1575 KC

Sensitivity - 1.0 Microvolt Absolute (LD switch in distant position)

June 1936

Series 6K

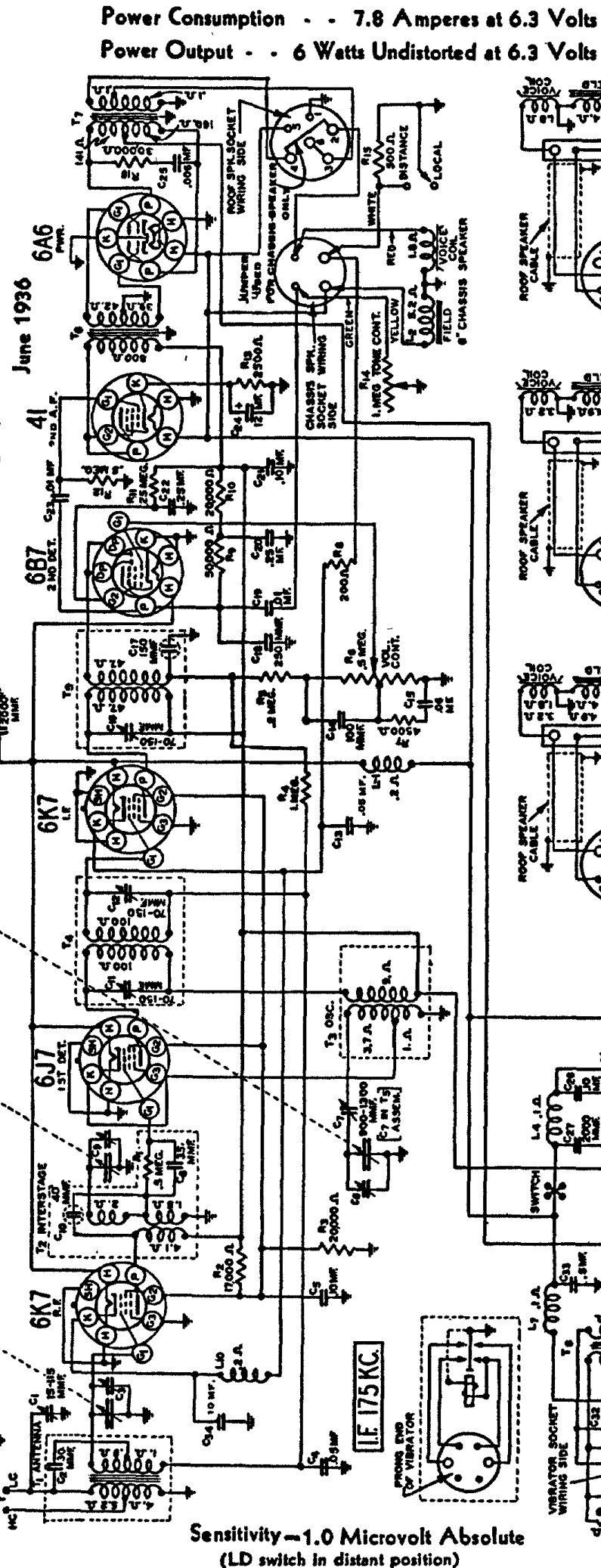


Fig. 1—Schematic Circuit Diagram

DUAL 6" ROOF & 6" CHASSIS SPEAKER

DUAL 5 1/4" ROOF & 6" CHASSIS SPEAKER

WHEN SINGLE ROOF SPEAKER IS USED, DISCONNECT YELLOW LEAD OF CHASSIS SPEAKER. SINGLE 5 1/4" OR 6" ROOF SPEAKER.