

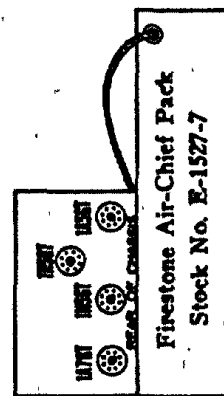
### ALIGNMENT PROCEDURE

Dummy Ant. in Series with Sig. Gen.	Connection of Sig. Generator Output to Receiver	Signal Generator Frequency	Receiver Dial Setting
.1 MFD Condenser	Control Grid of 1A7GT	455 KC	Any Point Where it Does Not Affect Signal
200 MMFD Condenser	Antenna Lead (Blue Wire)	1500 KC	1500 KC
200 MMFD Condenser	Antenna Lead (Blue Wire)	1500 KC	Tune To 1500 KC Generator Signal

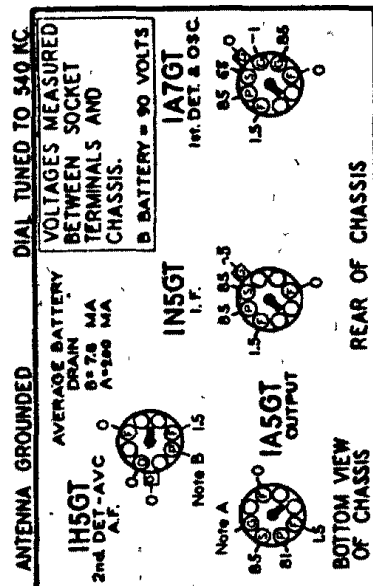
Trimmer Number	Trimmer Description	Type of Adjustment
1-2	2nd I.F.	Adjust for maximum output. Then repeat adjustment.
3-4	1st I.F.	Adjust for maximum output.
5	Broadcast Oscillator (Shunt)	Adjust trimmer for maximum output.
6	Broadcast Antenna	Adjust for maximum output.

\*No. 1. In Model S7405-8, 260 mmf

### TUBE LOCATIONS



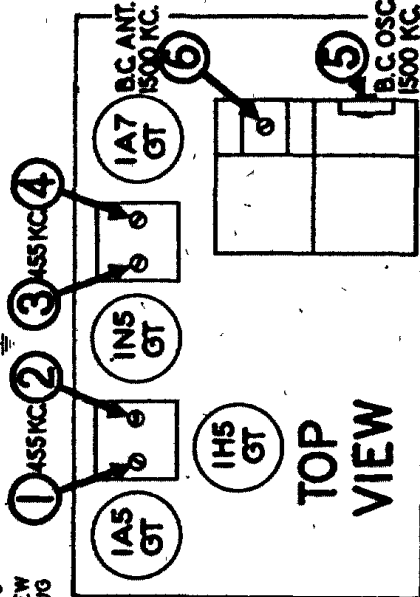
- 1-----85061 Condenser - mica 51 mmfd. .17  
2-----85783 Condenser - mica 110 mmfd. .23  
3-----85061 Condenser - mica 51 mmfd. .17  
5-----110377 Condenser - elect. 10 mfd. 35 V. .92  
8-----110653 Resistor - carbon 220,000 ohms 1/4 watt .14  
7-----110554 Resistor - carbon 1 meg. 1/2 watt .14  
8-9-----110580 Resistor - carbon 3.3 meg. 1/2 watt .14  
10-----110591 Resistor - carbon 660,000 ohms 1/4 watt .14



### SOCKET VOLTAGES

NOTE A: The bias for the control grid of the 1A7GT tube is -5 volts measured across resistors 13 & 20.

NOTE B: Due to the high resistance of plate resistor R0, 10 only a slight deflection will be obtained when using a meter having a resistance of 1000 ohms per volt.



- 11-----112995 Resistor - carbon 15,000 ohms 1/4 watt .14  
12-----R-500866 Speaker - P.N. (8") 7.95  
13-----116078 Resistor - 560 ohms 1/4 watt .14  
14-----116206 Condenser - .25 mfd. 600 volt .40  
15-----116819 Condenser - .05 mfd. 600 volt .23  
16-17-----117741 Coil - oscillator .40  
18-----118208 Condenser - .25 mfd. 150 volt .40  
19-----118843 Resistor - carbon 47 ohms 1/4 watt .14  
20-----119817 Condenser - .004 mfd. 600 volt .17  
21-----119193 Condenser - .01 mfd. 600 volt .17  
22-----119486 Capacitor - wire (2 mmfd.) .14  
23-----501417 Condenser - tuning (with drum) 4.00  
24A-24B-501417 Condenser - trimmer .30  
25-----119875 Condenser - .002 mfd. 600 volt .17  
26-----161323 Coil - antenna 1.15  
27-----161325 Volume control 1 meg. with switch 1.75  
28A-28B-161325 Transformer - 2nd I.F. 1.15  
29-----R-500912 R-500866 speaker 1.80  
30-----R-500913 Cone & Voice coil for R-500866 1.80  
31-----161340 Transformer - 1st I.F. 1.15  
32-----161340 Transformer - 1st I.F. 1.15