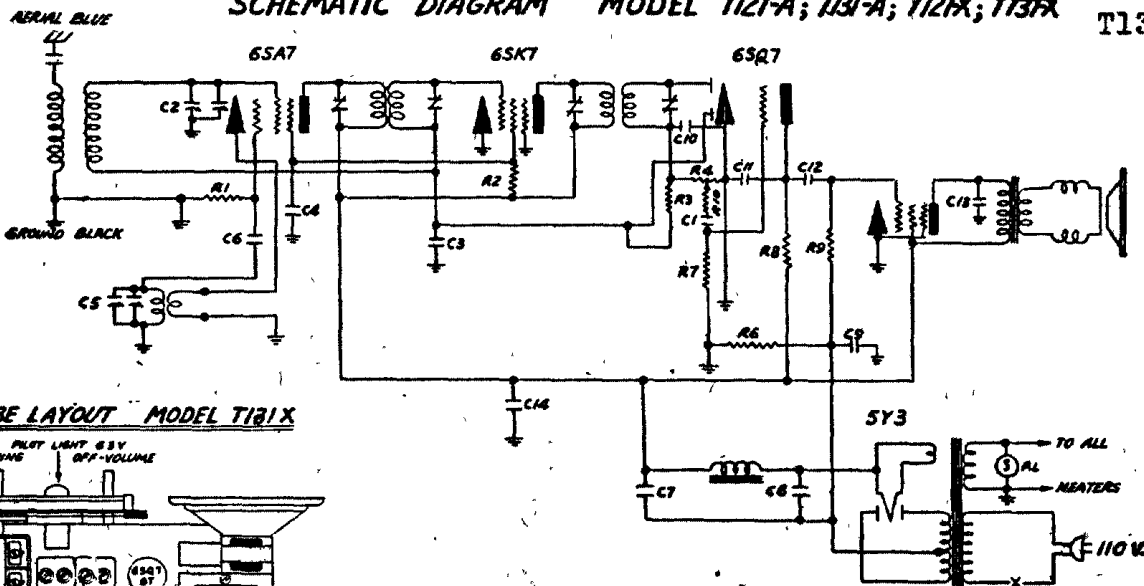


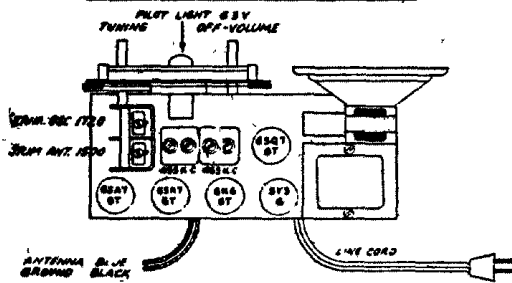
# MAJESTIC RADIO & TELEV. CORP.

MODELS T121-A, T121-X,  
T131-A, T131-X  
MODELS T122-A, T122-X,  
T132-A, T132-X

## SCHEMATIC DIAGRAM MODEL T121-A; T131-A; T121X; T131X



### TUBE LAYOUT MODEL T121X



#### Schematic Location

#### Part No.

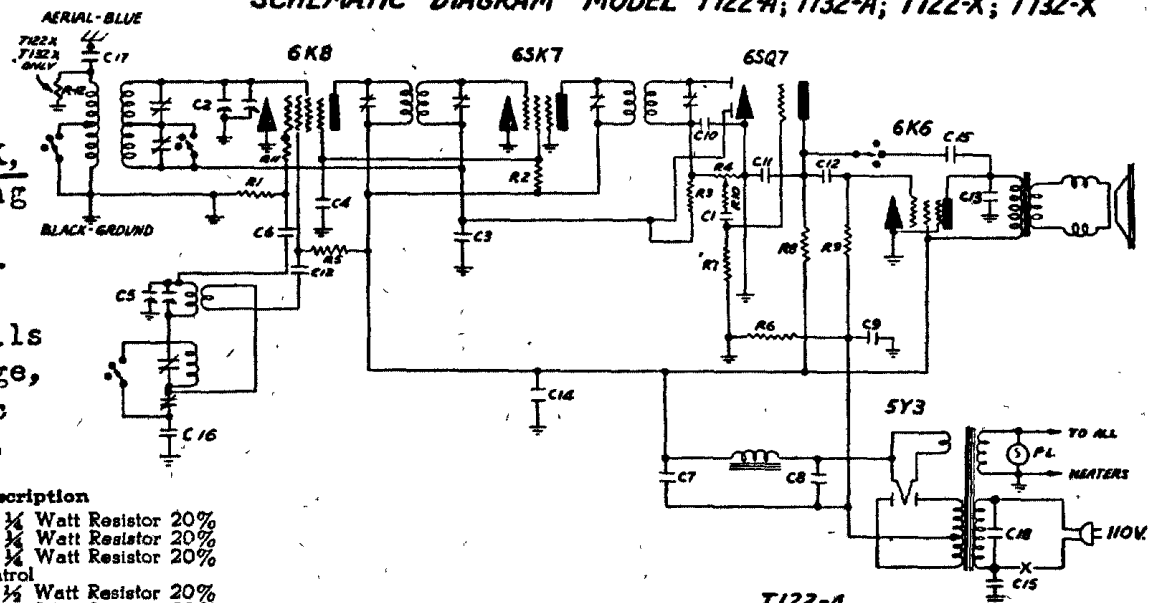
#### Description

C1	C-15774	.002 mfd. 400 Volt Condenser
C3	C-15752	.05 mfd. 200 Volt Condenser
C4	C-15754	.05 mfd. 400 Volt Condenser
C6	CM-29	50 mmfd. Mica Condenser
C7, C8, C9	Y-CE-43	Electrolytic
C10, C11	CM-30	250 mmfd. Mica Condenser
C12	C-15754	.01 mfd. 400 Volt Condenser
C13	C-25	.006 mfd. 400 Volt Condenser
C14	C-15757	.1 mfd. 400 Volt Condenser
C15	C-19	.05 mfd. Molded
C16	CM-15912	1000 mmfd. Mica Condenser

Schematic Location	Part No.	Description
R1	R-15510	20K ohm 1/4 Watt Resistor
R2	R-15526	10K ohm 1/4 Watt Resistor
R3	R-15500	2 Megohm 1/4 Watt Resistor
R4	Y-VC-21	Volume Control
R6	R-117	275 ohm 1/4 Watt Resistor
R7	R-63	10 Megohm 1/4 Watt Resistor
R8, R9	R-15520	500K ohm 1/4 Watt Resistor
R10	R-15515	100K ohm 1/4 Watt Resistor
R11	R-15559	3 Megohm 1/4 Watt Resistor

MODELS T121-A, T131-A, T121-X, T131-X: Tuning range from 540-1720 kc. Includes standard b.c. band and police calls in the 1600-1720 kc range.

## SCHEMATIC DIAGRAM MODEL T122-A; T132-A; T122-X; T132-X



MODELS T122-A, T122-X, T132-A, T132-X: Tuning range 540-1720 kc, & 5,500-18,600 kc; includes stand. b.c. bands and police calls in 1600-1720 kc range, foreign and domestic short wave stations.

Schematic Location	Part No.	Description
R1	R-15511	50K ohm 1/4 Watt Resistor 20%
R2	R-15525	35K ohm 1/4 Watt Resistor 20%
R3	R-15500	2 Megohm 1/4 Watt Resistor 20%
R4	Y-VC-21	Volume Control
R5	R-15541	5K ohm 1/4 Watt Resistor 20%
R6	R-117	275 ohm 1/4 Watt Resistor 20%
R7	R-109	5 Megohm 1/4 Watt Resistor 20%
R8, R9	R-15520	500K ohm 1/4 Watt Resistor 20%
R10	R-15515	2 Megohm 1/4 Watt Resistor 20%
R11	R-15601	100 ohm 1/4 Watt Resistor 20%
R12	R-60	25K ohm 1/4 Watt Resistor 20%
C1	C-15774	.002 mfd. 400 Volt Condenser
C3	C-15752	.05 mfd. 200 Volt Condenser
C4	C-15756	.05 mfd. 400 Volt Condenser
C6	CM-29	50 mmfd. Mica Condenser
C7, C8, C9	CE-43-A	Electrolytic Condenser
C18	C-19	.05 mfd. 400 Volt mold cond.
C10, C11	CM-30	250 mmfd. Mica Condenser
C12	C-15754	.01 mfd. 400 Volt Condenser
C13, C15	C-25	.006 mfd. 400 Volt Condenser
C14	C-15757	.1 mfd. 400 Volt Condenser
C16	CM-2	4330 mmfd. Mica Condenser
C17	C-18	.01 mfd. 400 Volt mold. cond.

### TUBE LAYOUT MODEL T122-A T132-A T122-X T132-X

