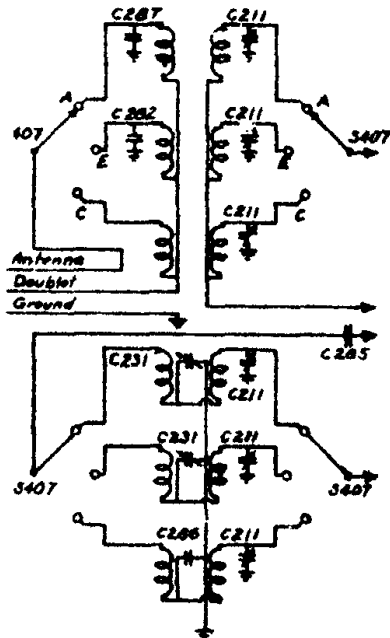
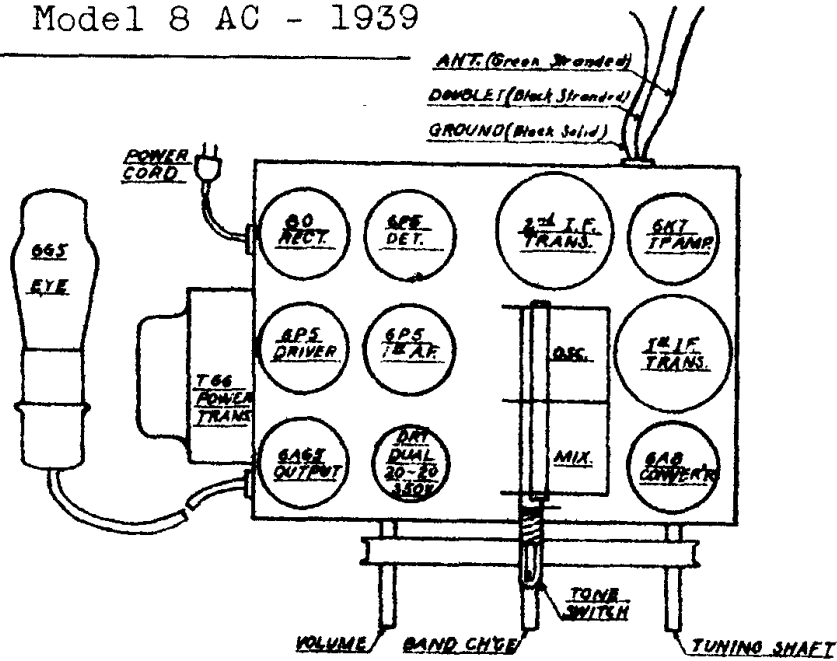
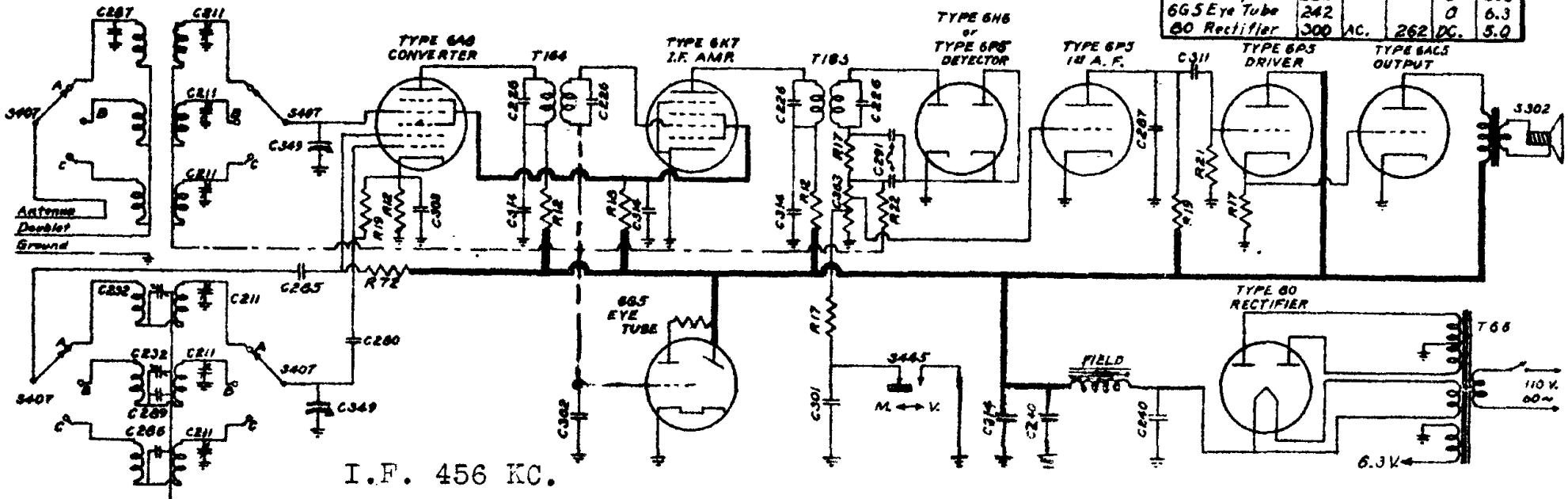


The Midwest Radio Corp.
Model 8 AC - 1939



Brain Schematic For Sets
Incorporating Long Wave
or "E" Band. (125-350 KC.)

**Standard Brain Below
Incorporates Police Band.
1.7-5.5 MG.**



G26	Power Cord
G211	3 Gang Trimmer
G226	I.F. Padder
G232	Osc. Padder
G240	Dual Dry-20-20
G280	100 mmtf mica
G285	2000 " "
G286	3000 " "
G287	200 " "
G289	1200 " "
G290	60 " "
G291	250 " dual
G301	101 mtd. 280 V.
G302	.05 " "
G303	.25 " "
G311	01 " 400 V.
G314	.05 " "
G349	2 Gang Variable
G363	Vol. Cont. & Sw.
G379	Tuning Shaft
G401	Cord Belt
D5	Dial Disk
E8	Escutcheon
E16	Eye Escutcheon
E33	Eye Bracket

E34	Eye Clamp
E35	Eye Socket, Cable
K4	P. Button Key
K24	1 inch Knob
R46	Pilot Light 6-8
R12	500 Ohm $\frac{1}{4}$ W.
R15	1000
R17	25M.
R18	50M.
R19	100M.
R21	300M.
R22	1Meg.
R72	15M. .. 1W.
S302	Speaker 6"
S319	Tension Spring
S333	Pointer Assembly
S407	Band Switch
S445	Tone Switch
T66	Power Transfer
T164	1 st I.F. ..
T165	2 nd I.F. ..
C202	500 Mmf. Nice
C251	Osc. Padder

TUBE	PLATE	SCREEN	SUPP.	CATH.	HEATX
6AB Converter	234	75	192	3	6.3
6K7 I.F. Ampl.	237	75	0	0	6.3
6N6 Detector	0			0	6.3
6P5 1A.F.	21			0	6.3
6P5 Driver	242			11.5	6.3
6AG5 Output	252			0	6.3
6G5 Eye Tube	242			0	6.3
60 Rectifier	300	AC.	262	DC.	5.0