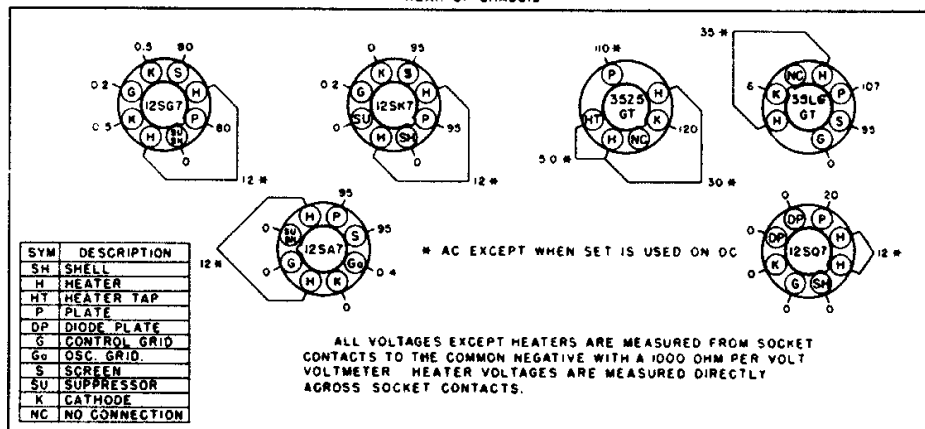


REAR OF CHASSIS



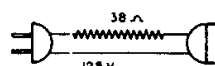
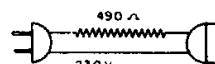
ALL VOLTAGES EXCEPT HEATERS ARE MEASURED FROM SOCKET CONTACTS TO THE COMMON NEGATIVE WITH A 1000 OHM PER VOLT VOLTMETER. HEATER VOLTAGES ARE MEASURED DIRECTLY ACROSS SOCKET CONTACTS.

VOLTAGE TABLE
(BOTTOM VIEW OF CHASSIS)

UNDERWRITERS APPROVED MODELS HAVE A COMMON NEGATIVE

NON-UNDERWRITERS APPROVED MODELS DO NOT HAVE PARTS 21 AND 22 AND ALL CONNECTIONS TO THE COMMON NEGATIVE ARE GROUNDED DIRECTLY TO THE CHASSIS

EXTENSION LINE CORDS

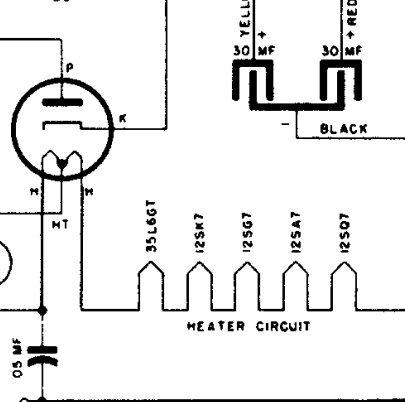


117V
AC-DC

PILOT LAMP
6-8V 0.15A

S P S T SW ON
VOLUME CONTROL

35Z5GT
RECT



Allied Radio Knight Model 6A-122