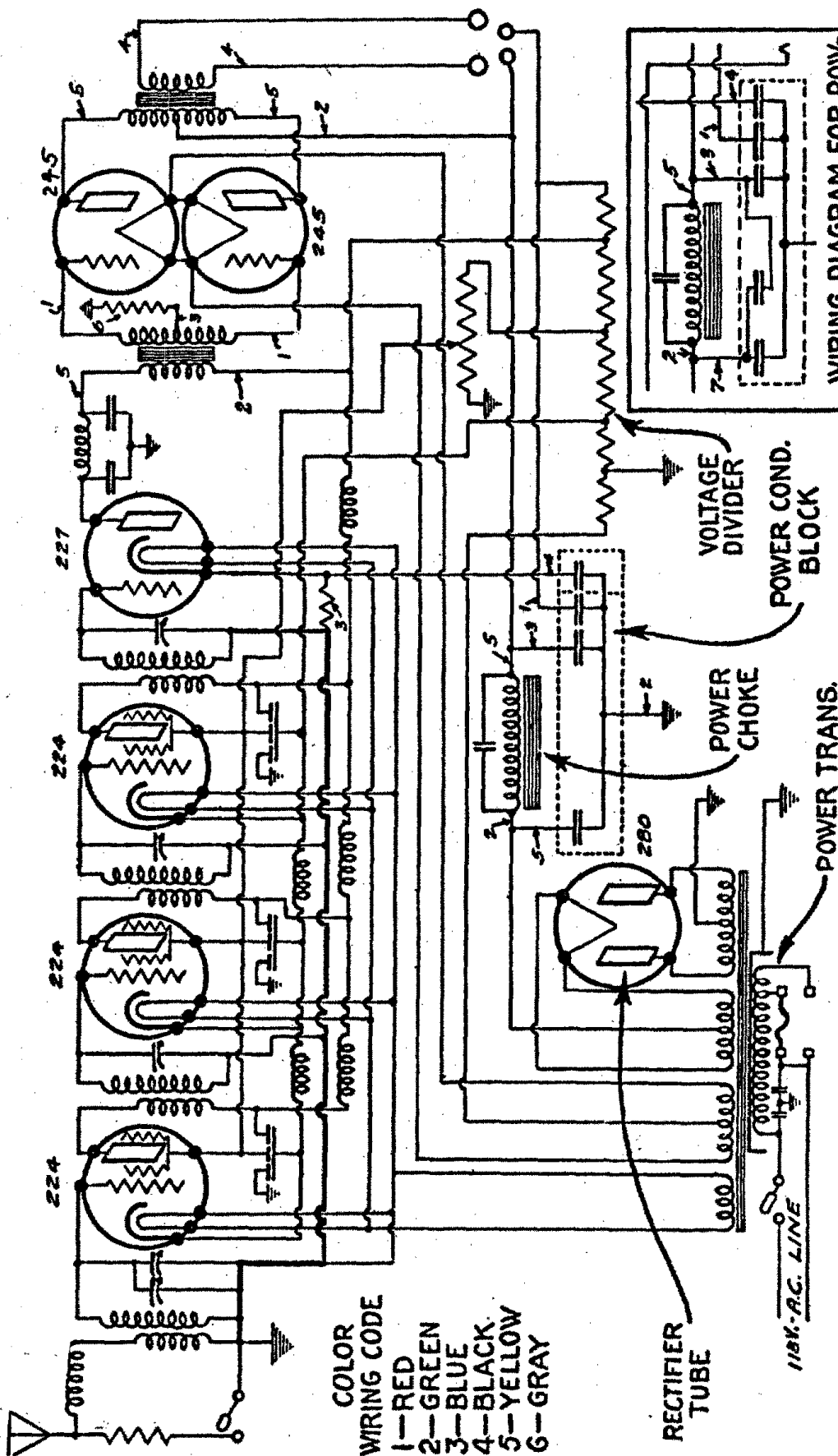



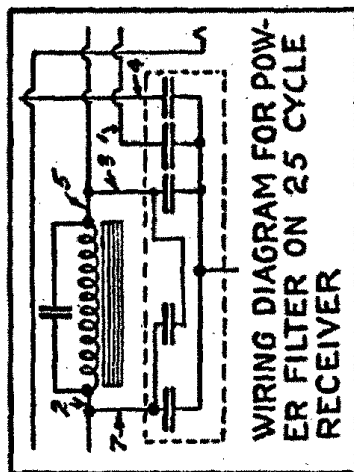
GENERAL MOTORS RADIO CORP.

MODEL Day-Fan A-5005
A-5020

A5005
93, 94
(A.C.)



COLOR
WIRING CODE
1-RED
2-GREEN
3-BLUE
4-BLACK
5-YELLOW
6-GRAY



Type of Tube	Position of Tube	TUBE IN SET ANALYZER				
		"A" Volts	"B" Volts	Con. Grid "C" Volts	Screen Volts	Cathode Volts
224	1-R. F.	2.2	145	- 3	+66	+ 3
224	2-R. F.	2.2	145	- 3	+66	+ 3
224	3-R. F.	2.2	145	- 3	+66	+ 3
227	Det.	2.2	130	-13	...	+13
245	A. F.	2.2	220	- 8
245	A. F.	2.2	220	- 8
280	Rect.	4.4
				Normal Plate Ma.		Gd. Test Ma.
				2.0		4.0
				2.0		4.0
				2.0		4.0
				32.0		37.0
				32.0		37.0
				105.0		...

Line Voltage During Test —110 Volts
Volume Control —On Full
Position of Fuse —115 Volt Clips