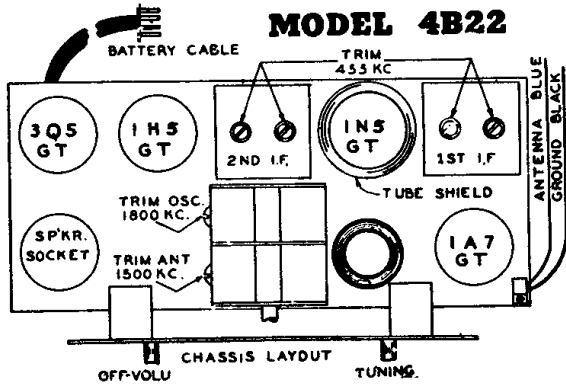
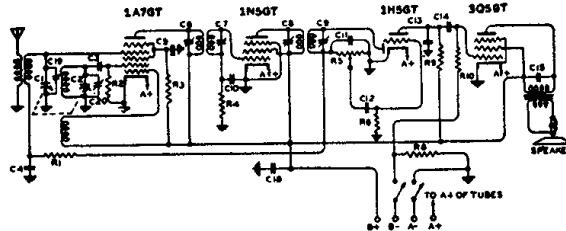


MODEL 4B22

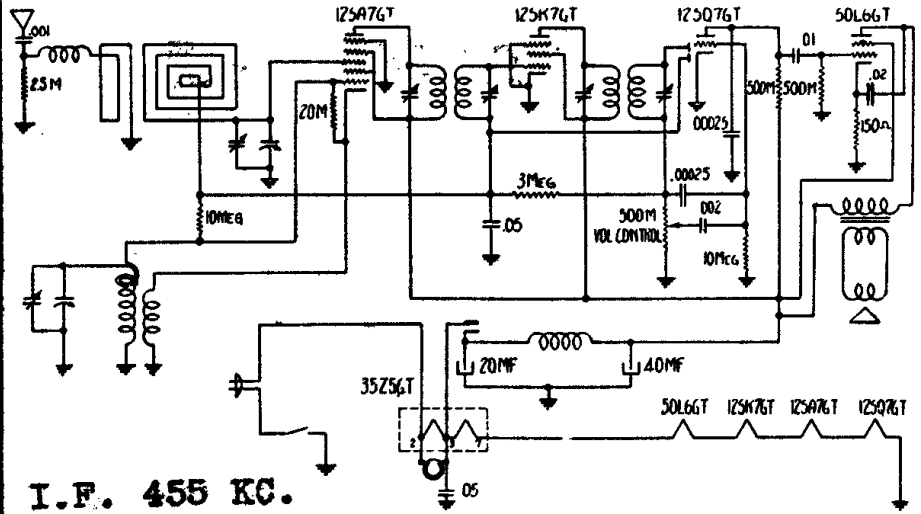


SCHEMATIC DIAGRAM



| Schematic Location | Description | Schematic Location | Description |
|--------------------|----------------------------|--------------------|------------------------|
| C1, C2 | .05 mfd. 200V | R1 | 500K ohm 1/2W Resistor |
| C3, C4 | .01 mfd. 200V | R2 | 1 Megohm 1/2W Resistor |
| C5, C6 | .005 mfd. 400V | R3 | 400 ohm 1/2W Resistor |
| C7, C8 | .002 mfd. 600V | R4 | 200K ohm 1/2W Resistor |
| C9, C10 | 100 mfd. 150V Electrolytic | R5 | 3 Megohm 1/2W Resistor |
| C11, C12 | | R6 | 30K ohm 1/2W Resistor |
| C13 | | R7, R4 | 2 Megohm 1/2W Resistor |

SCHEMATIC DIAGRAM MODEL 5TIO & 5TIOV



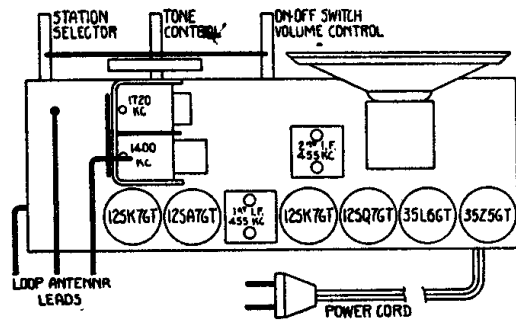
I.F. 455 KC.

GRISBY-GRUNOW
MAJESTIC

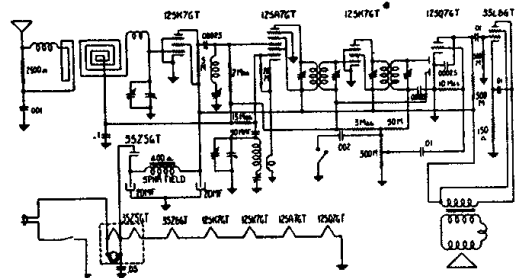
MODEL 6T23

Factory No. 4501X

TUBE LAYOUT

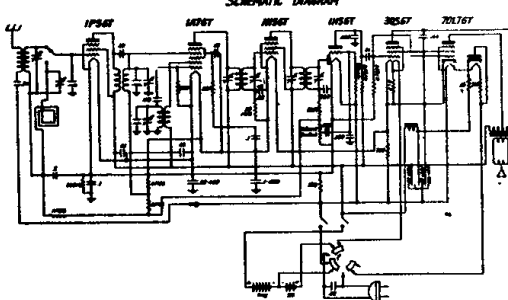


SCHEMATIC DIAGRAM

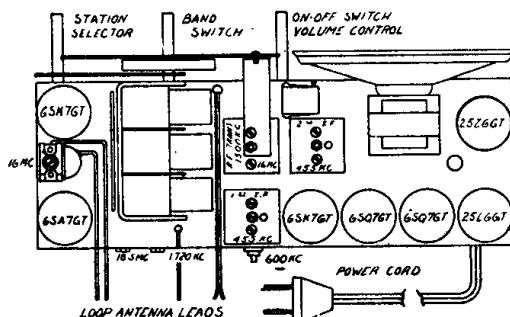


MAJESTIC RADIO AND TELEVISION CORP.
2600 WEST 50TH STREET CHICAGO, ILLINOIS

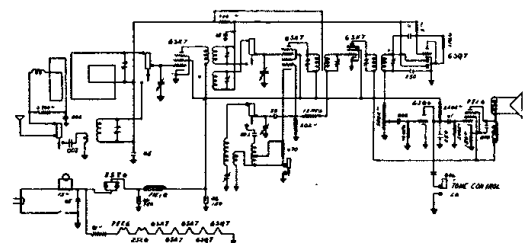
Model 6P1-6P2



MODEL 7T20



SCHEMATIC DIAGRAM



MAJESTIC RADIO AND TELEVISION CORP.