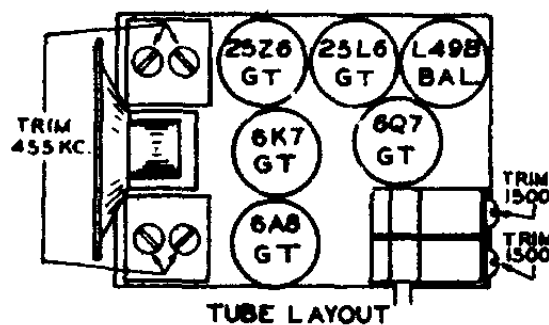
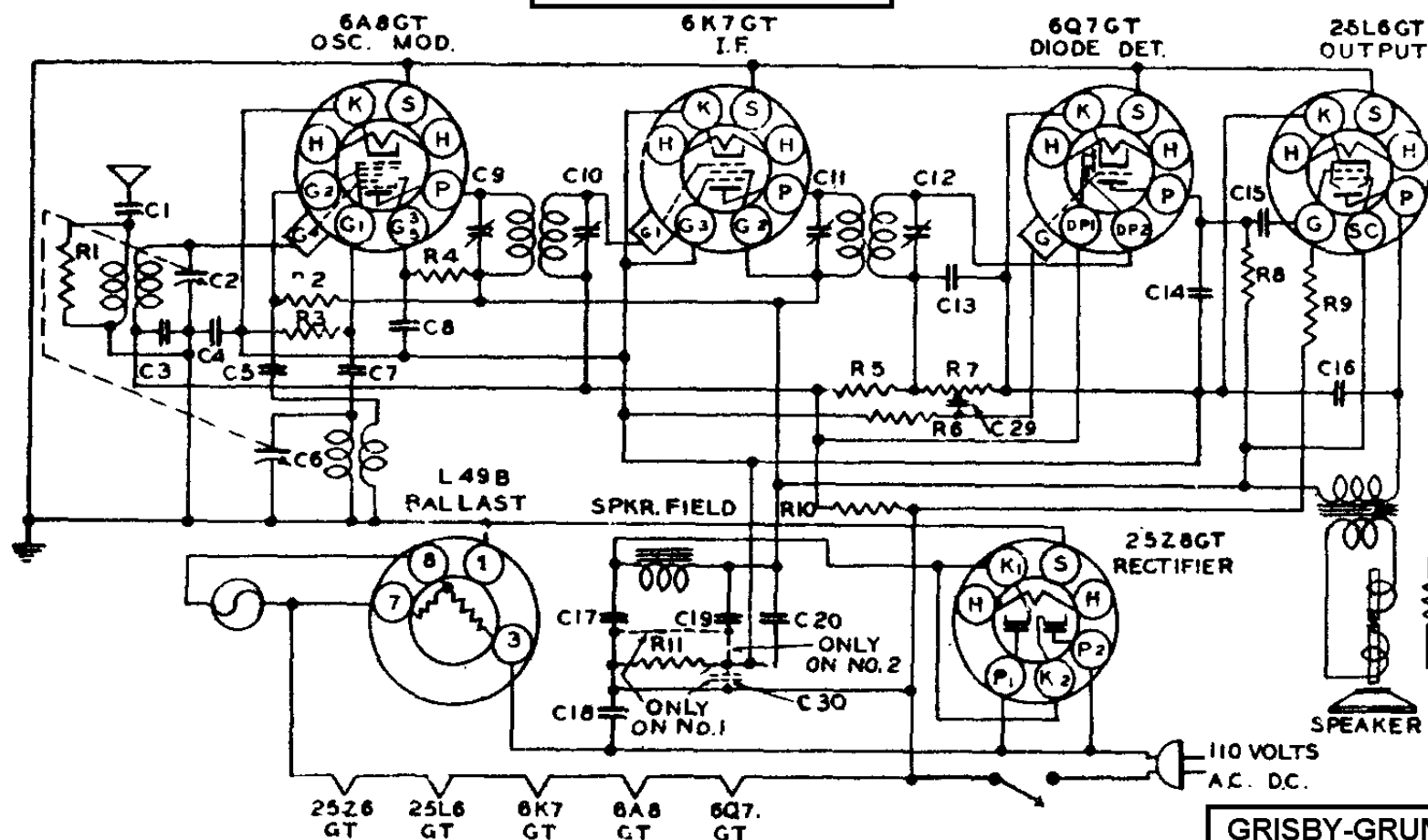
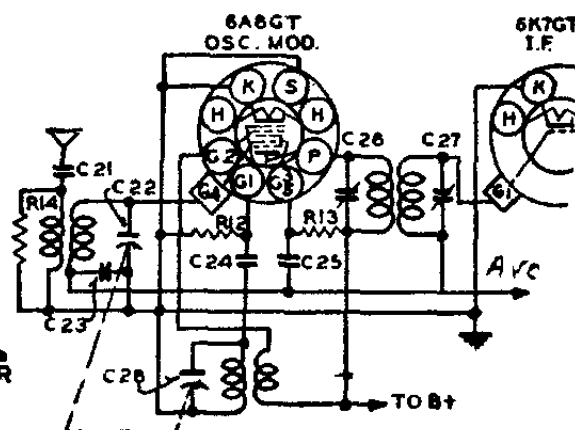


CHARLIE MCCARTHY NO. 2



CHARLIE MCCARTHY NO. 1



CHARLIE MCCARTHY No. 2—PARTS LIST

Schematic Location	Part No.	Description	Schematic Location	Part No.	Description
C15, C29	C-15754	Tubular cond. .01 mfd. 400 V	C17	CE-39	Electr. cond. 40 mfd. 200 V
C3	C-15752	Tubular cond. .05 mfd. 200 V	C19	CE-40	Electr. cond. 16 mfd. 150 V
C1	C18	Tubular cond. .01 mfd. 400 V Paper mold case	C9, C10	Y-CT-18	Trimmer cond. 1st I. F.
C8, C20	C19	Tubular cond. .05 mfd. 400 V Paper mold case	C11, C12	Y-CT-18	Trimmer cond. 2nd I. F.
C4	C20	Tubular cond. .25 mfd. 200 V Paper mold case	C2, C6	Y-CV-18	2 gang variable cond.
C5	C21	Tubular cond. .005 mfd. 400 V Paper mold case	R11	R-67	Wire wound res. 100 ohms 1 W 10%
C16	C22	Tubular cond. .02 mfd. 600 V Paper mold case	R3	R-54	Carbon resistor 50K 1/4 W 20%
C18	C24	Tubular cond. .1 mfd. 300 V Paper mold case	R4	R-53	Carbon resistor 15K 1/4 W 20%
C7	CM-15929	Mica cond. 50 mmf. 20%	R8	R-51	Carbon resistor 500K 1/4 W 20%
C13	CM-15928	Mica cond. 250 mmf. 20%	R9	R-52	Carbon resistor 400K 1/4 W 20%
C14	CM-15918	Mica cond. 100 mmf. 20%	R5	R-55	Carbon resistor 2 meg. 1/4 W 20%
			R10	R-50	Carbon resistor 5 meg. 1/4 W 20%
			R6	R-49	Carbon resistor 15 meg. 1/4 W 20%
			R1	R-65	Carbon resistor 10K 1/4 W 20%
			R2	R-68	Carbon res. 7500 ohms 1/4 W 20%
			R7	Y-VC-15	Volume control .5 meg.

GRISBY-GRUNOW MAJESTIC

C21	.01 mfd.
C23	.05 mfd.
C24	50 mmfd.
C25	.05 mfd.
R12	50K 1/4 W.
R13	15K 1/4 W.