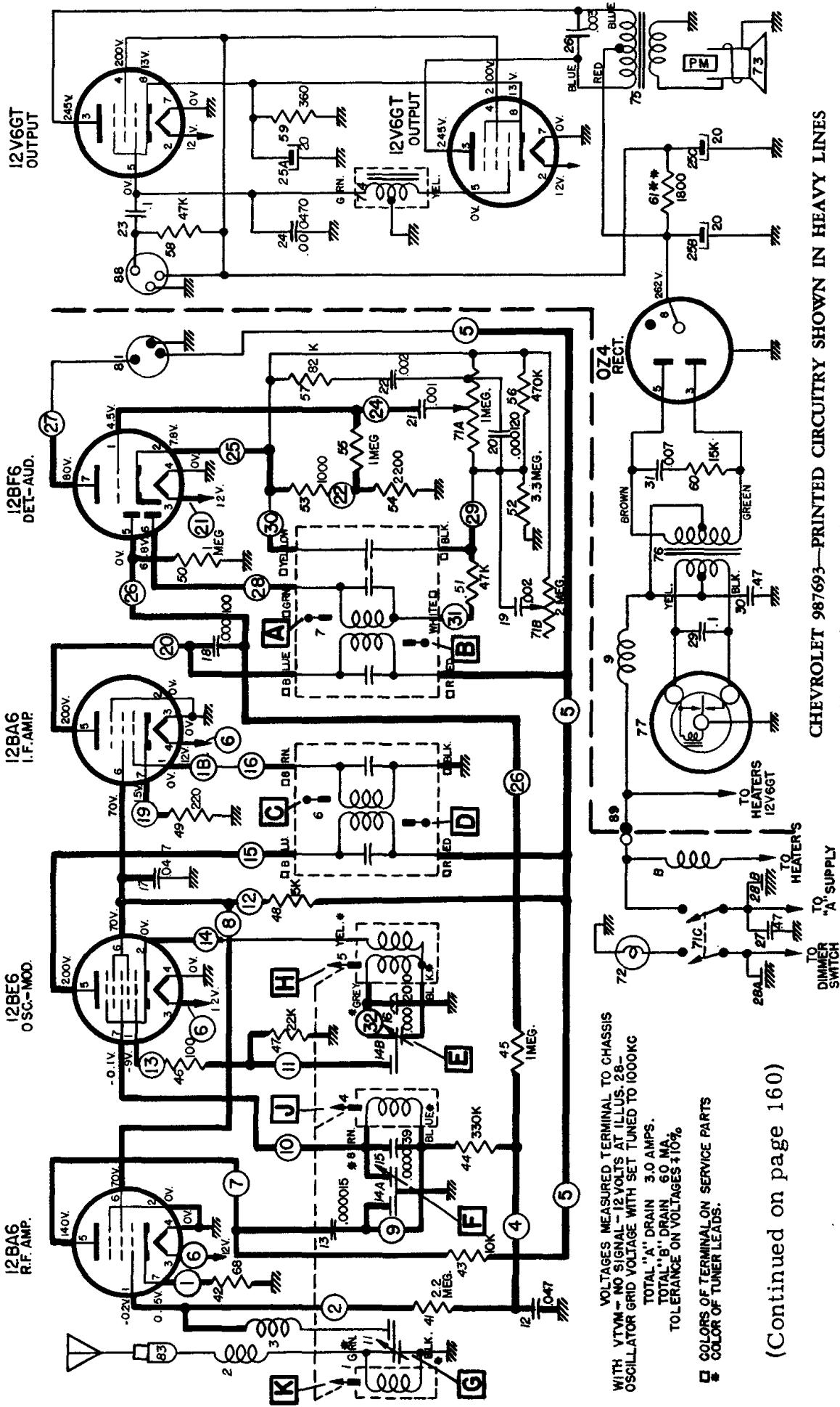
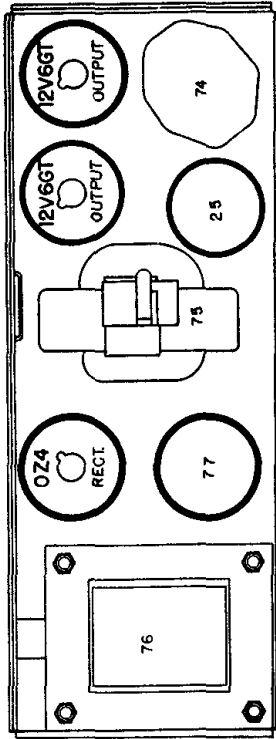


UNITED MOTORS - CHEVROLET MODEL 987693

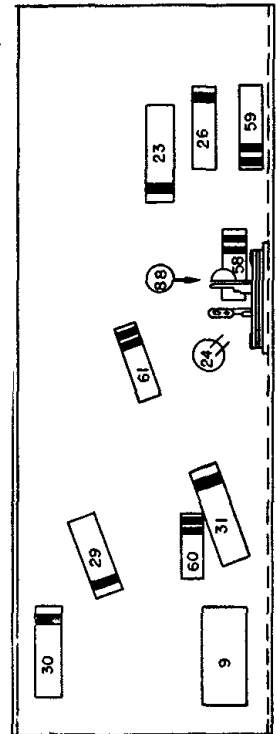


**CHEVROLET 98/693—PRINTED CIRCUITRY SHOWN IN HEAVY LINES**

## 1800 ohms, 2 watt (Replace with 2700 ohms, 2 watt and 5600 ohm, 1 watt resistors connected in parallel).



### PARTS LAYOUT—TUBE VIEW (POWER SUPPLY)



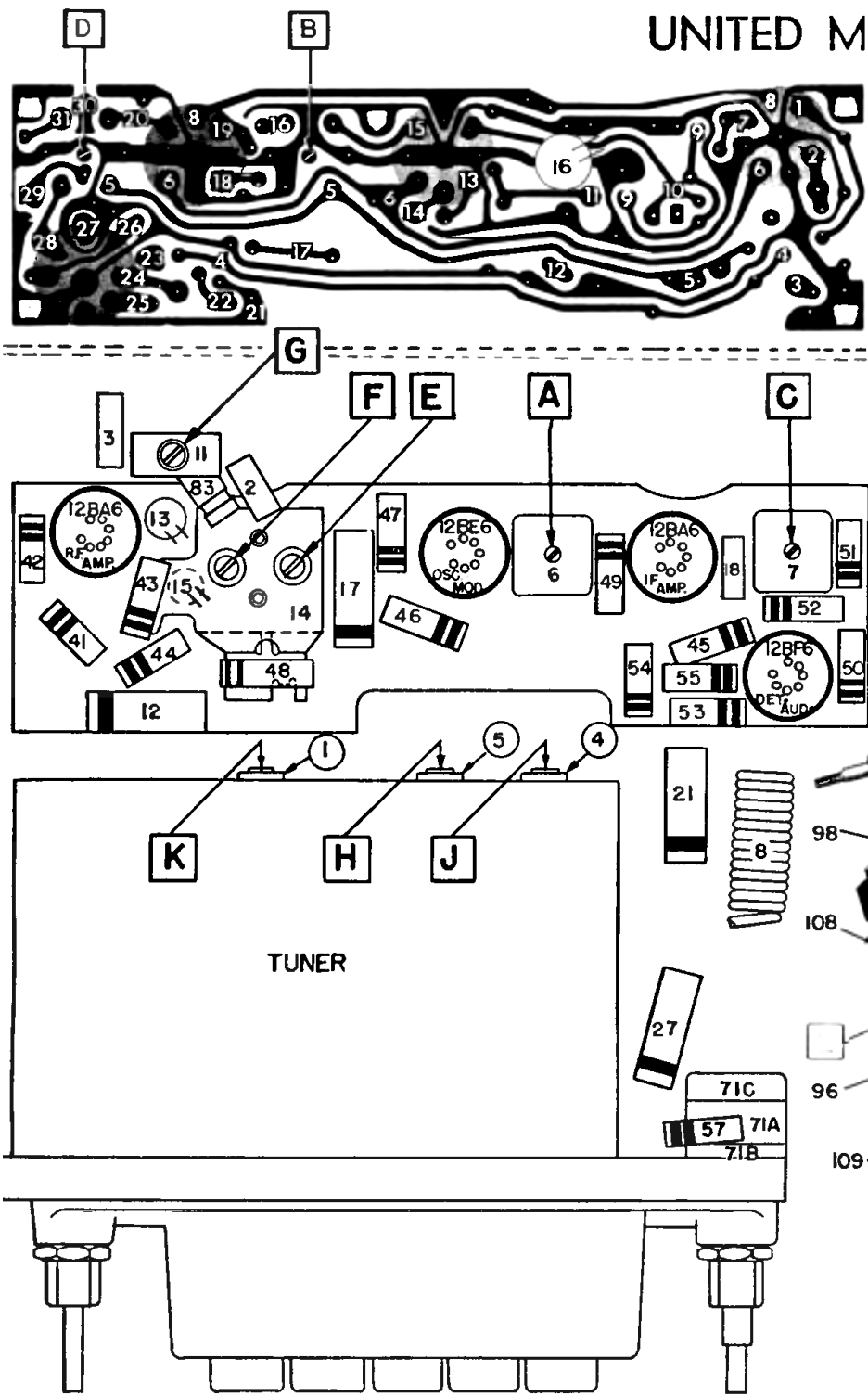
## PARTS LAYOUT—CHASSIS VIEW (POWER SUPPLY)

ANTENNA TRIMMER COMPENSATION—For Antennas Between  
0.000050 - 0.000090 Mfd.

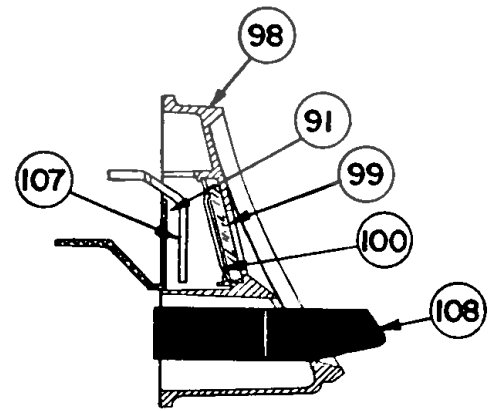
TUNING RANGE—540-1600 KC.

## PUSH BUTTON SETUP PROCEDURE

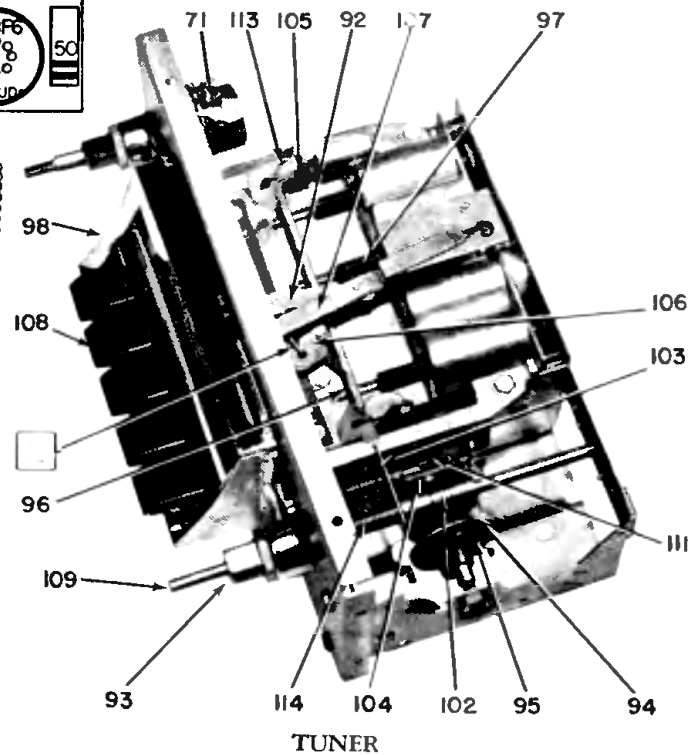
**Pull Push Button to the left and out. Tune in desired station manually. Push button all the way in.**



PARTS LAYOUT—TUBE VIEW



ESCUTCHEON CROSS SECTION



ALIGNMENT PROCEDURE

Steps	Series Capacitor or Dummy Antenna	Connect Signal Generator to	Signal Generator Frequency	Tune Receiver to	Adjust in Sequence For Max. Output
1	0.1 Mfd.	12BE6 Grid (Pin #7)	262 KC	High Frequency Stop	A, B, C, D
2	0.000068 Mfd.	Antenna Connector	1615 KC	High Frequency Stop	*E, F, G
3	0.000068 Mfd.	Antenna Connector	600 KC	Signal Generator Signal	J, K
4	0.000068 Mfd.	Antenna Connector	1615 KC	High Frequency Stop	F, G
5	0.000068 Mfd.	Antenna Connector	900 KC	Signal Generator Signal	L**

\*Before making this adjustment check mechanical setting of oscillator core "H." The rear of the core should be  $1\frac{5}{8}$ " from the mounting end of the coil form. (This measurement is readily made by inserting a suitable plug in the mounting end of the coil form.) Core adjustment should be made with a non-metallic screw driver.

\*\*L is the pointer adjustment screw which is on the connecting link, between the pointer assembly and core guide bar (See tuner Dwg.). It should be adjusted so that when looking directly at the dial the pointer is on the 1000 KC mark. This setting is to give the correct relationship between the pointer and the dial when the radio is installed in a car. With the radio installed and the car antenna plugged in adjust the antenna trimmer "G" for maximum volume with the radio tuned to a weak station between 600 and 1000 KC (see sticker on case.)