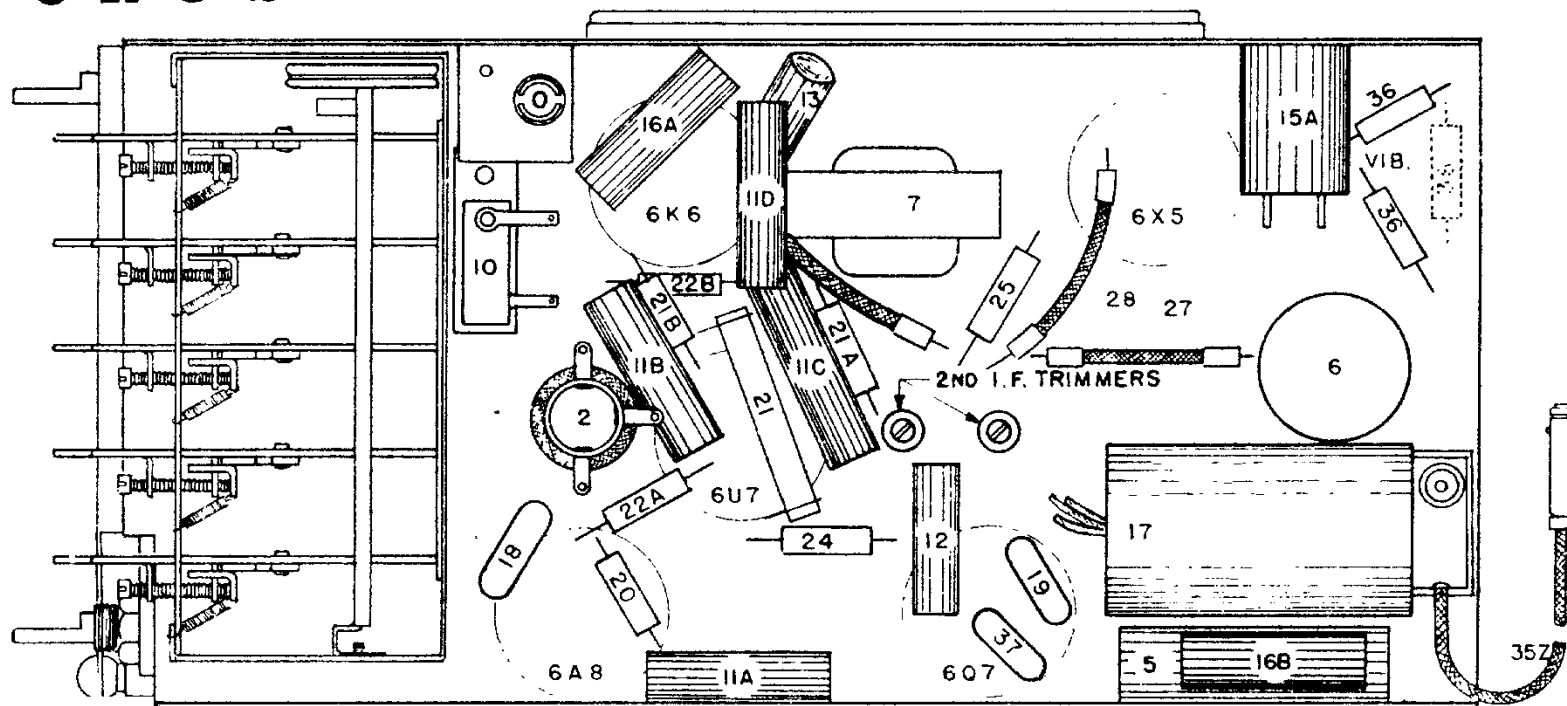
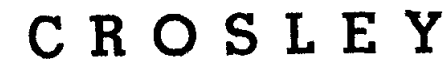


CROSLEY

Top View A-258



Bottom View A-258



WIRING DIAGRAM—MODEL A-258

The model A-158 and the model A-258 are the same electrically with the exception of a few minor parts. Mechanically they differ in that the A-258 has Push Button Tuning and the A-158 is manually tuned. When referring to the A-258 Parts List for replacement parts for the A-158 disregard all parts listed between Items 7 and 11 and all parts listed under the heading Miscellaneous Mechanical Parts.

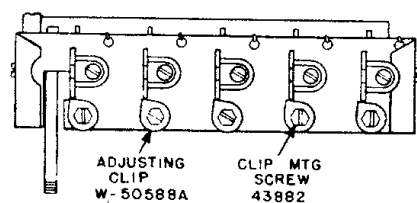
PARTS LIST—MODEL A-258

Figures in first column refer to parts in Diagrams.

Item No.	Part No.	Description	Item No.	Part No.	Description
1	G167—32000	Ant. Coil	30	G178—36400	8 Prong Socket
2	G167—32002	Osc. Coil		W —50176	Tube Shield Half (2 Req.)
3	G185—32004	1st I-F Assy., 455 Kc.		W —31210	Tube Shield Ring
4	G186—32004	2nd I-F Assy., 455 Kc.	31	G105—28807	Vib. Socket
5	G19 —32977	Motor Noise Check		W —50123A	Vib. Gnd. Clip
6	G27 —28067	"A" Filter Choke	32	278-BL-7"U"	Speaker, Mfg. Spec. 5B-122
7	G16 —29535	"B" Filter Choke		—45889	Output Trans.
8	G50 —33001	2 Section Gang Cond.	33	B —50644	Power Trans.
9	—50054B	Ant. Compensating Cond.		W —50130	Power Trans. Can
	C —50623	Glass Dial Face	34	G1 —50631	Dial Light Bulb—6-8 V.
	W —50545	L. H. Dial Mtg. Clip	35Z	G29 —32750	"A" Lead—Set to Fuse
	W —50560	R. H. Dial Mtg. Clip	35Y	G27 —32750	"A" Lead—Fuse to Ammeter
	W —50517B	Dial Mask (Maroon)	36A	—38915	Resistor, 100 Ohm $\frac{1}{2}$ W. W. W.
	W —50518	Pointer	36B	—38915	Resistor, 100 Ohm $\frac{1}{2}$ W. W. W.
	B —78	Screw—Dial Clip Mtg.	37	G2 —34002	Condenser, .0001 Mf. Molded
	MG23—50550	Dial Mtg. Bracket Assy. (Riveted to Chassis)	38	G10 —38000	Vibrator, Interchangeable
	MG28—50550	Manual Drive Shaft Brkt. Assy.		G13 —38000	Vibrator
	G8 —43564	Pulley and Hub Assy.		W —32757	Fuse (12 Amp.)
	W —23877	Set Screw—Hub		W —32776	Fuse Insulator
	—41582	Drive Cord—40 Inches			Miscellaneous Mechanical Parts
	W —50590	Spring—Cord Tension—Large Pulley	MG27—50550		Push Button Unit Assy.
	W —43561	Spring—Cord Tension—Small Pulley	MG25—50550		Key Assy.
	W —50524B	Manual Drive Shaft		W —50542A	Key Clip (Lock Clamp)
	G3 —50369	Temp. Compensating Cond.		—50567	$\frac{7}{8}$ "—6x32 Screw (Clamp)
10	W —32380	Condenser, .05 Mf. 200 V.		W —50607	Spring—(Key Return)
11A	W —32380	Condenser, .05 Mf. 200 V.		W —50588A	Adjusting Clip (Heart Shaped)
11B	W —32380	Condenser, .05 Mf. 200 V.		—43882	$\frac{1}{4}$ " No. 8 P. K. Screw (Clip Mtg.)
11C	W —32380	Condenser, .05 Mf. 200 V.		W —50547	Key Plate (Rear Guide)
11D	W —32380	Condenser, .05 Mf. 200 V.	MG24—50550		Rocker Plate Assy.
12	W —37226	Condenser, .02 Mf. 160 V.		W —50561	$\frac{1}{8}$ "—6x40—Fil. H. Screw (Rock Plate Bearing)
13	W —23191A	Condenser, .01 Mf. 400 V.			Push Button
14	W —50203	Condenser, .0065 Mf. 1,000 V.		W —45553B	Celluloid Cover
15A	W —50161	Condenser, .5 Mf. 120 V.		W —50551A	Call Letter Sheet
15B	W —50161	Condenser, .5 Mf. 120 V.		—50549	Case (Rear Half) FS49
16A	W —50105	Condenser, .1 Mf. 160 V.		D —50503B	Case (Front Half) FS49
16B	W —50105	Condenser, .1 Mf. 160 V.		C —50554A	Felt (Dial Window)
17Z	W —50528	Condenser, 4. Mf. 350 V.		W —50589	Knob (2 Req.)
17Y	W —50224	Cond. Clamp		—50505	
18	G1 —34002	Condenser, .00025 Mf. Molded			Mounting Parts
19	G3 —34002	Condenser, .0005 Mf. Molded			Distributor Suppressor
20	—35600	Resistor, 100,000 Ohm $\frac{1}{4}$ W.		W —38038D	Generator Condenser
21A	—35601	Resistor, 300,000 Ohm $\frac{1}{4}$ W.		W —29754C	$\frac{3}{4}$ " No. 10 P. K. Screw (Set Mtg.)
21B	—35601	Resistor, 300,000 Ohm $\frac{1}{4}$ W.		—25846	$\frac{1}{4}$ "—20 Hex. Nut (Brkt. Mtg.)
22A	—36322	Resistor, 500,000 Ohm $\frac{1}{4}$ W.		—6213	$\frac{1}{4}$ "—20 Screw (Brkt. Mtg.)
22B	—36322	Resistor, 500,000 Ohm $\frac{1}{4}$ W.		—35065	$\frac{1}{4}$ " Lock Washer (Brkt. Mtg.)
23	—23616	Resistor, 15,000 Ohm 1W.		W —38205	Ant. Cable (Accessory)
24	—35602	Resistor, 1. Megohm $\frac{1}{4}$ W.		—32783	Mtg. Bracket (Set)
25	—35927	Resistor, 2. Megohm $\frac{1}{4}$ W.		W —50167	Ammeter Cond. (Accessory)
26	—50641	Resistor, 750 Ohm $\frac{1}{2}$ W.		W —50395	Case Ground Clip
27	—50643	Resistor, 60 Ohm $\frac{1}{2}$ W.		W —38935	
28	—50642	Resistor, 40 Ohm $\frac{1}{2}$ W.			
29Z		Volume Control, 1. Meg.			
29Y	—50526	On-Off Switch			

The Crosley Corporation
Cincinnati, Ohio

MG 27-50550 PUSH BUTTON ASSEMBLY



Push Button Assembly

