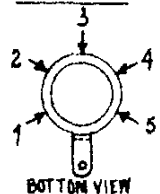
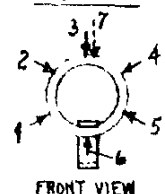


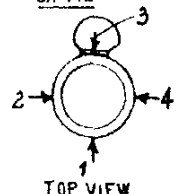
"M" & "I" BAND ANT. COIL SA-190



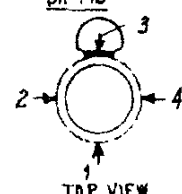
"M" & "I" BAND OSC. COIL SA-191



"S" BAND ANT. COIL SA-192



"S" BAND OSC. COIL SA-193



I.F. FREQUENCY - 470 K.C.

"M" BAND: 600 K.C. OR 500 METERS
1500 K.C. OR 200 METERS

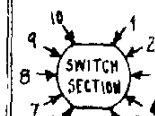
"I" BAND: 6 M.C. OR 50 METERS

"S" BAND: 21.5 M.C. OR 13.95 METERS

ALIGN "S" BAND FIRST, "I" BAND NEXT, THEN "M"

NOTE:-

BAND SELECTOR SWITCH SHOWN IN "S" BAND POSITION. SWITCH LUGS 4* AND 5* ARE ON FRONT OF REAR SECTION OF SWITCH



REAR VIEW

ANDREA RADIO CORP.
WOODSIDE, N. Y.

WIRING DIAGRAM "F6" REC.

MAT: 43F6