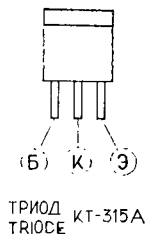
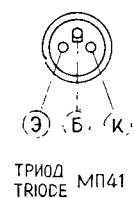
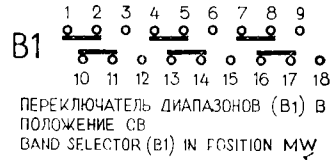
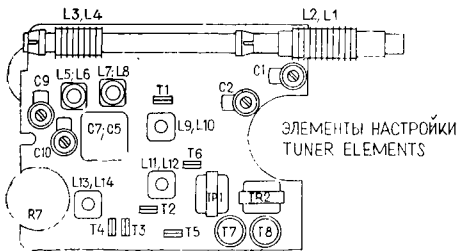
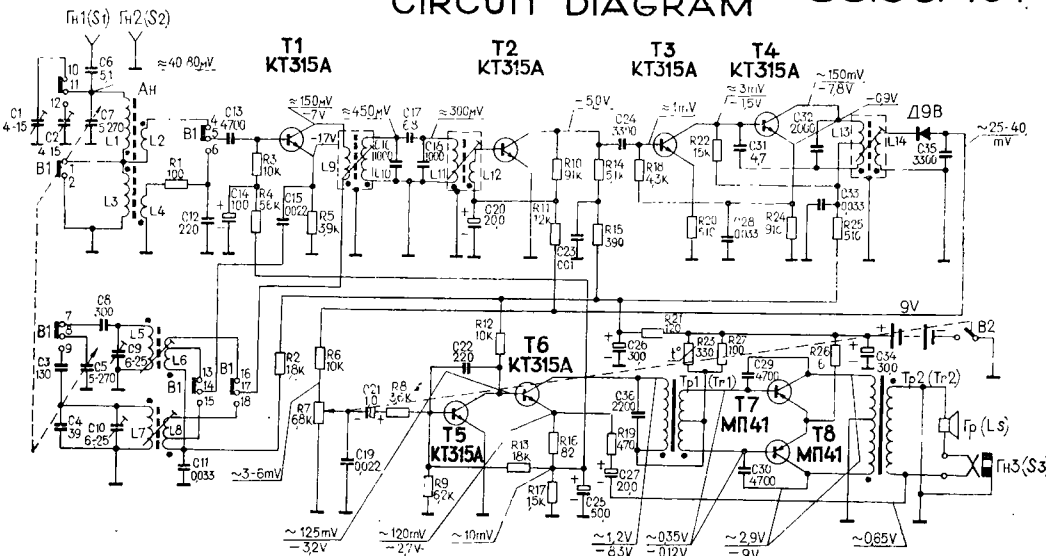


# ПРИНЦИПАЛЬНАЯ СХЕМА РАДИОПРИЕМНИКА **seiga-404** CIRCUIT DIAGRAM



ТИП TYPE	ПОРЯДКОВЫЙ НОМЕР DESIGNATION
РЕЗИСТОРЫ-RESISTORS	
BC-0,1250	R1-R6; R8-R22; R24;
SP3-36M	R25; R27
CT1-17	R23
ПРОВОЛОЧН WIRE R26	
КОНДЕНСАТОРЫ-CAPACITORS	
КПЕ-КП2	C5, C7
КПК-МП	C1, C2, C9, C10
КТ	C3, C4, C12, C17, C22
КД	C6, C31
К10-7B	C11, C13, C15, C19, C23, C24, C28, C29, C30, C33, C35, C36
КС0-1	C8
ПМ-1	C16, C18, C32
КС0-9	C14, C20, C21, C27
КС0-6	C25, C26, C34