

TRUE ANALOG AND

Main specifications


- True AC RMS measurements
- 8 Functions, 35 Ranges
- 10 M Ω input impedance in DC volts
- Auto polarity switching
- 25 kHz Bandwidth (V_{AC})
- Protected against accidental overloads
- Safety of use

Digital reading

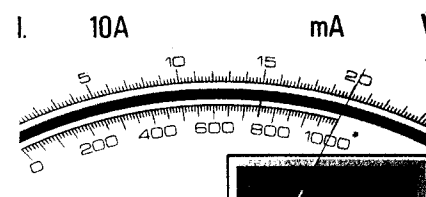
- 0.1% accuracy
- 2000 counts
- High contrast LCD display

Analog reading

- Linear scale with 25% overrange
- Taut-band meter
- 20 mV and 200 μ A DC and AC ranges



While the LCD enables a precise reading of a measured value, a glance at the pointer allows the user to get a feeling for the evolution and trend of the measured value without having to carefully observe the rolling digits. (Especially useful when measuring minimum or maximum values).



« A METRIX » ...

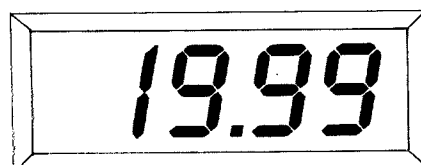
METRIX – The name represents 50 years experience applied to precise measuring instrumentation. Through the development and industrialization of swivel and taut-band galvanometers, Metrix was a pioneer in the industry, earning a reputation for performance and reliability. In France, the name is so well known that engineers refer to an analog multimeter as a "Metrix" regardless of the origin of the instrument.

Since the launching of the first autoranging digital multimeter, the MX 720 15 years ago, Metrix continues to confirm and enhance its reputation as a measuring manufacturer, most recently through the introduction of new products in the digital storage scope and logic analyzer market segments.

The Metrix multimeter you were waiting for has now arrived! A merger of two technologies: the traditional analog moving coil multimeter has been combined with a digital multimeter providing a truly practical measuring tool.

ANALOG AND DIGITAL


The MX 573, the first true analog and digital multimeter, combines the characteristics of a high technology digital multimeter (2000 counts, 0.1% accuracy) with the characteristics of a class 1.5 analog multimeter (with 10 M Ω input impedance, 25 mV full scale). And, as a plus, a linear scale for Ω ranges!



The high contrast liquid cristal display is legible even in poor light conditions, the taut-band galvanometer (which avoids the mechanical friction inherent to swivel-based movements) permits reliable, sensitive, hysteresis-free measurements.

TRUE RMS...

A true RMS converter allows accurate measurements of non-sinusoidal signals and noise. Nearly all digital and analog multimeters (with the exception of a few moving iron types) measure the average value of a signal and display the corresponding RMS value. The value displayed is only accurate if the signal is a true sinusoid.



OPTIONAL ACCESSORIES

PROBES

1	EHT probe (30 kV DC)	HT 0212
2	HV probe (3 kV AC DC)	HT 0203
3	TV filter probe	HA 0902
4	HF probe (100 kHz - 750 MHz)	HT 0208

Temperature probes

5	- 50°C + 150°C (surface)	HA 1159
6	- 25°C + 350°C (general purpose)	HK 0200
	- 25°C + 350°C (surface)	HK 0201

SHUNTS

7	Shunt 30 mV 30 A DC	HA 0303
	Shunt 50 mV 50 A DC	HA 0512
8	Shunt 30 mV 300 A DC	HA 0300
	Shunt 50 mV 500 A DC	HA 1029

CLIP-ON AC CURRENT TRANSFORMERS


9	300 A S = 15 x 11 mm	AM 0010
10	1 000 A \varnothing = 50 mm	AM 0015
11	1 000 A \varnothing = 100 mm	HA 0768
12	3 and 10 A	HA 0709

MISCELLANEOUS

13	Cables with grip-tests	HA 0932
14	Safety cables with HRC fuses	HG 0202
15	Rubber shock absorber	MC 0136
16	Carrying case	AE 0181

The MX 573, however, enables precise measurement of the RMS value of a signal rich in harmonics or, for instance, the signal to noise ratio of a receiver.

department. Screening of components and parts, burn-in of mounted boards, and 100% testing of finished instruments assure conformity of all function within specifications.



ACCURATE, RUGGED, RELIABLE

Accurate, rugged and reliable, the MX 573 is aimed at the engineer or technician who wants to make precise and safe measurements of electrical parameters whether in the laboratory, or on the rig, on the shop floor or on site. Security connectors on the test leads protect the user against accidental contact with dangerous voltages. The ammeter function is fuse protected, the ohmmeter function withstands a voltage of 380 V without damage. The ABS housing, and the taut-band galvanometer enable the MX 573 to withstand the repeated shocks expected in a lifetime of being carried in a toolbox. An optional "shock absorber" or a leather carrying case afford an even higher degree of protection against damage.

Along with all instruments manufactured by Metrix, the MX 573 meets a series of stringent tests specified by the Quality Assurance

METRIX ASSISTANCE



When you buy a METRIX, you are taking advantage of a worldwide distribution, maintenance and technical assistance network. If one day your MX 573 is damaged, then ship it to an authorized METRIX distributor; the instrument will be returned to you in perfect working order with six months warranty period.



The MX 573 is already available through 850 dealers in 75 countries worldwide, confirming Metrix as the leading European measuring instrument manufacturer.

TRUE ANALOG AND DIGITAL MX 573

Specifications

Range	Resolution (digital)	\pm (Accuracy)** (digital)	\pm % FSD (analog)	Temperature coefficient	Input Specifications	Protection
V DC 20mV 200mV 2V 20V 200V 1000V	- 100 μ V 1mV 10mV 100mV 1V	(0.1% R + 1 C) " " " (0.2% R + 1 C)	2 1.5 " " "	0.1% x (accuracy) per °C (typical)	Res. 10 M Ω " " " "	500 V peak (5s) " 1 100 V peak " " "
V AC RMS* 20mV 200mV 2V 20V 200V 750V	- 100 μ V 1mV 10mV 100mV 1V	20 Hz 40 Hz 3 KHz 10 KHz 25KHz (5% R + 3 C) (0.6% R + 3 C) (1.5% R + 3 C) (5% R + 3 C) 20 Hz 40 Hz 450 Hz 3 KHz (5% R + 3 C) (1.5% R + 3 C) (5% R + 3 C)	40Hz-3KHz 2.5 2.5 " " 40Hz-450Hz 4	<0.1% x (accuracy) per °C " "	Res. 1 M Ω " " " "	500 V peak (5s) " 1 100 V peak or 750 V AC " "
I DC 200 μ A 2 mA 20 mA 200 mA 2 A 10 A	100 nA 1 μ A 10 μ A 100 μ A 1 mA 10 mA	(0.6% R + 1 C) " " (0.75% R + 1 C) " "	1.5 " " " "	<0.1% x (accuracy) per °C	Voltage burden <0.3V " " <0.6V "	Fuses 2 A " " " 10 A
I AC RMS* 200 μ A 2 mA 20 mA 200 mA 2 A 10 A	100 nA 1 μ A 10 μ A 100 μ A 1 mA 10 mA	40 Hz to 450 Hz (1% R + 5 C) " " " "	2.5 " " " "	<0.1% x (accuracy) per °C	Voltage burden <0.3V " " <0.6V "	Fuses 2 A " " " 10 A
OHMS 200 Ω 200 Ω 2 k Ω 20 k Ω 200 k Ω 2 M Ω 20 M Ω	 100 m Ω 1 Ω 10 Ω 100 Ω 1 k Ω 10 k Ω	continuity: switched audible buzzer (0.2% R + 3 C) (0.2% R + 1 C) " " (1% R + 1 C)	2 1.5 " " "	<0.1% x (accuracy) per °C	I 1 mA 0.1 mA 10 μ A 1 μ A 0.1 μ A 0.01 μ A Vemf 2.8V " " " "	380V AC " " " " "
Level in dBm - 20 dB 0 dB + 20 dB + 40 dB	0.1 dB " " "	0 dB = 775 mV (1mW / 600 Ω) (1 dB + 3 C) (0.5 dB + 2 C)	3 "		Res. 1 M Ω " "	
Diode test					I = 1 mA (Typ.)	380V AC

DIGITAL DISPLAY	2 000 counts - 8 mm LCD. Display of negative sign (-), overflow and "low battery" (B). Measurement rate: 2.5/sec.
COMMON MODE VOLTAGE	500V max.
REJECTION - DIGITAL	Normal mode at 50 and 60 Hz: AC / DC: > 60 dB Common mode at 50 and 60 Hz: AC / DC: > 100 dB AC / DC: > 60 dB
POWER SUPPLY	1 x 9V battery (PP3 type) Battery life: 500 hours approx. (using alkaline cell, on V DC ranges)
DIMENSIONS	110 x 45 x 185 mm WEIGHT: 0.55 kg.

* True RMS without DC component.
crest factor: 5 at 1 000 counts
2.5 at 2 000 counts

** R = Reading
C = Count(s)

Division Instruments Metrix
Chemin de la Croix-Rouge B.P. 30
F 74010 Annecy Cedex
Tél. 50.52.81.02 - Télex 385 131