ERRES KY 5791

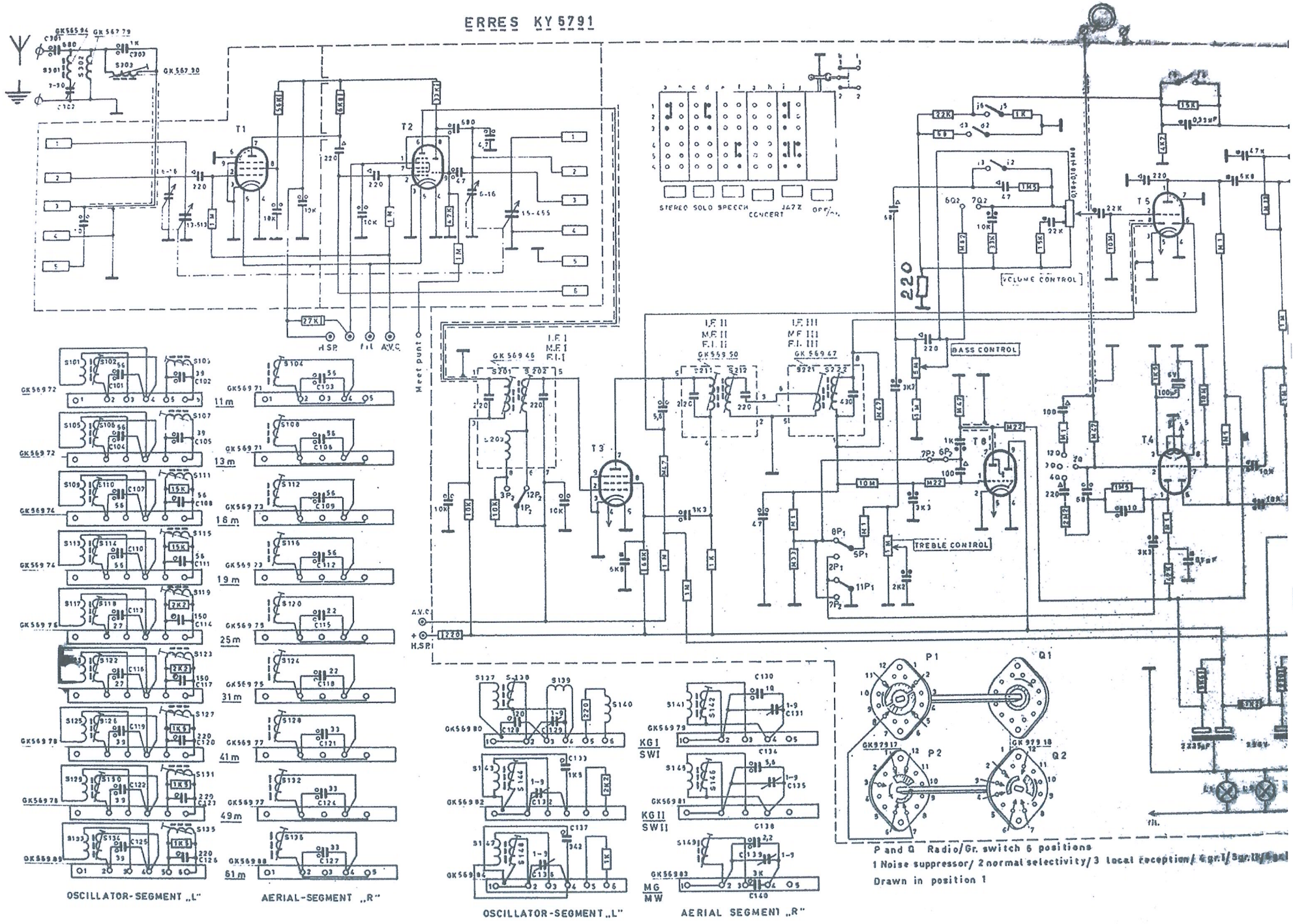

Met dank aan Ed Koster

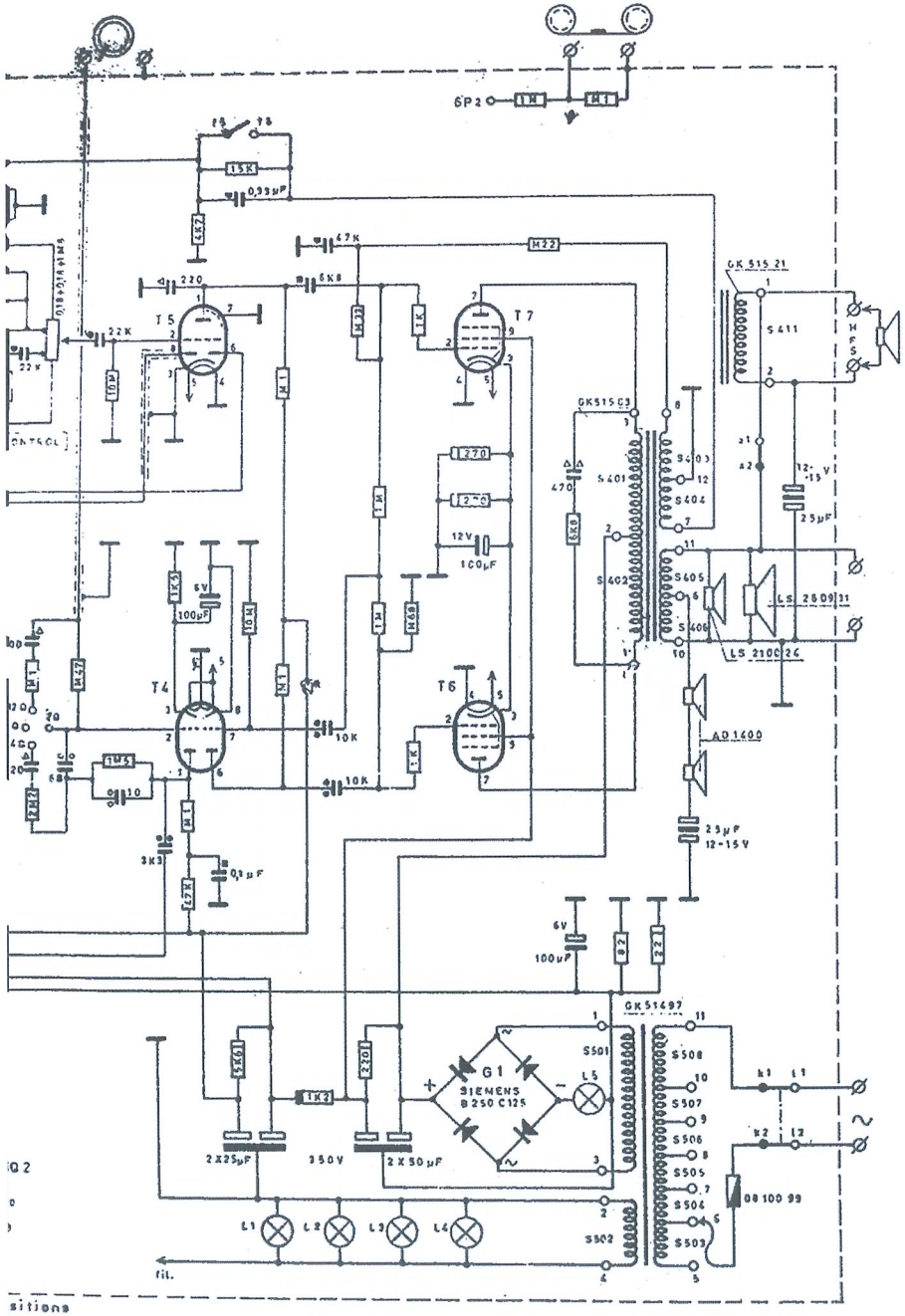

sitions

ctivity/3 local reception/4 gr.I/5gr.II/6gr.III.

Supply transformer GK 514 97

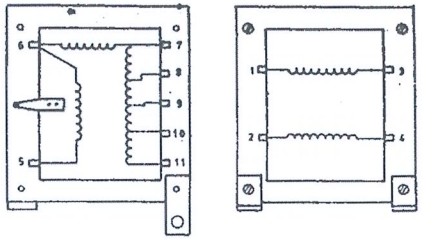

Output transformer GK 515 03

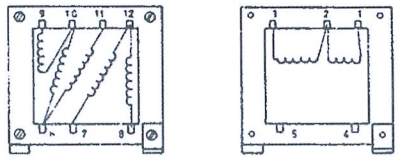

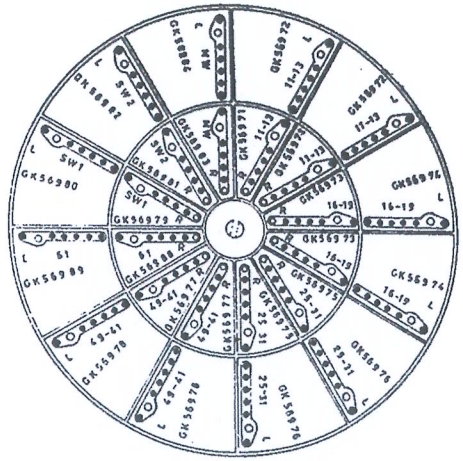

Connections of I.F. I - I.F. II and I.F. III transformer

L 1-2-3-4-5 = 80450 (6,3V - 0,3A)

T1 - EF 85
T2 - ECH 81
T3 - EF 89
T4 - EBC 81
T5 - FCC 83
T6 - EL 84
T7 - EL 84
T8 - EM 81

Condensers

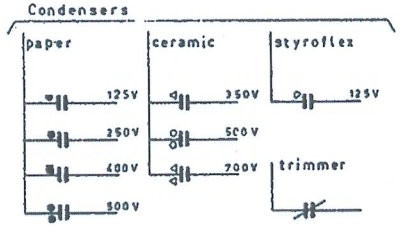

RESISTORS

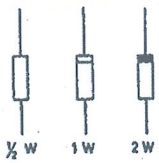

R.F. adjusting

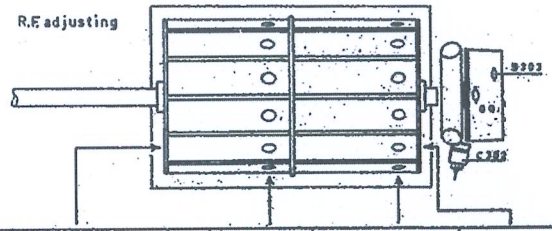

	AERIAL				AERIAL				OSCILLATOR				OSCILLATOR			
NW	C139	51°	1600kc	4	S149	501°	550kc	2	S148	501°	550kc	1	C136	51°	1900kc	2
SW II	C135	51°	5500 kc	4	S146	501°	1900kc	2	S144	501°	1900kc	1	C132	51°	5500 kc	2
SW I	C131	51°	17,8Mc	4	S142	405°	7200 kc	2	C129	51°	17,8Mc	3	S130	405°	7200kc	3
													ANODE CIRCUIT			
61 m	S136	256°	4925kc	3					S134	256°	4925kc	1	S135	256°	4925kc	2
49 m	S132	256°	6100kc	3					S130	256°	6100kc	1	S131	256°	6100kc	2
41 m	S128	256°	7200kc	3					S126	256°	7200 kc	1	S127	256°	7200kc	2
31 m	S124	296°	9500kc	3					S122	296°	9500 kc	1	S123	296°	9500kc	2
25 m	S120	296°	11,8Mc	3					S118	296°	11,8 Mc	1	S119	296°	11,8Mc	2
19 m	S116	296°	15,3Mc	3					S114	296°	15,3 Mc	1	S115	296°	15,3Mc	2
16 m	S112	296°	17,8Mc	3					S110	296°	17,8 Mc	1	S111	296°	17,8Mc	2
13 m	S109	296°	21,4Mc	3					S106	296°	21,4 Mc	1	S107	296°	21,4Mc	2
11 m	S104	296°	25,8Mc	3					S102	296°	25,8 Mc	1	S103	296°	25,8Mc	2

Sequence adjustment

I.F. 452 kc TRIM IN THE FOLLOWING SEQUENCE S222/S212/S211 S202/S201 R/GR. SWITCH POSITION 3

SIGNAL 452 kc VIA DUMMY AERIAL
S302 and C303 ADJUST FOR MINIMUM OUTPUT

Cross over coil

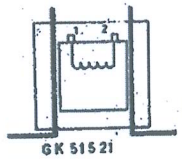

Met dank aan Ed Koster