

DOUBLE DIODE TRIODE

EBC33

Medium gain triode for use as A.F. voltage amplifier and combined with twin diodes.

HEATER

This valve is suitable for DC/AC operation.

V_h	6.3	V
I_h	0.2	A

CAPACITANCES

$c_{ad' - k}$	2.6	μF
$c_{ad'' - k}$	3.2	μF
$c_{ad' - ad''}$	< 0.7	μF
$c_{ad' - g}$	< 0.001	μF
$c_{ad'' - g}$	< 0.005	μF

OPERATING CONDITIONS AS TRANSFORMER-COUPLED A.F. AMPLIFIER

V_a	100	200	250	V
I_a	2	4	5	mA
V_g	-2.1	-4.3	-5.5	V
μ	30	30	30	
g_m	1.6	2.0	2.0	mA/V
r_a	19,000	15,000	15,000	ohms

OPERATING CONDITIONS AS RESISTANCE-COUPLED A.F. AMPLIFIER

V_b (V)	R_a (ohms)	I_a (mA)	R_k (ohms)	$\frac{V_{out}}{V_{in}}$	V_{out}^* (V)	D_{tot} (%)	R_{gl}^{**} (ohms)
300	47,000	2.8	1,200	19.5	45	5.8	150,000
250	47,000	2.3	1,200	19.0	34	5.5	150,000
200	47,000	1.8	1,200	18.5	26	5.2	150,000
100	47,000	0.5	4,700	13.0	8	10.0	150,000
300	100,000	1.5	2,200	22.0	49	5.2	330,000
250	100,000	1.27	2,200	22.0	41	5.2	330,000
200	100,000	1.0	2,200	21.5	31	5.0	330,000
100	100,000	0.32	6,800	16.5	14	10.0	330,000
300	220,000	0.83	3,900	23.5	52	4.8	680,000
250	220,000	0.69	3,900	23.5	41	4.6	680,000
200	220,000	0.53	3,900	23.0	31	4.5	680,000
100	220,000	0.2	10,000	19.0	20	10.0	680,000

* V_{out} = Output voltage at start of I_g or $D_{tot} = 10\%$.
 ** R_{gl} = Grid resistance of following valve.



EBC33

DOUBLE DIODE TRIODE

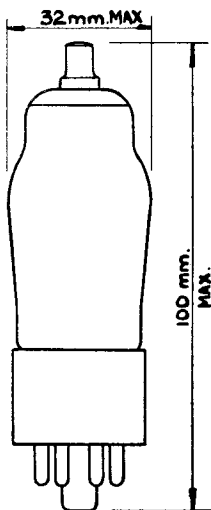
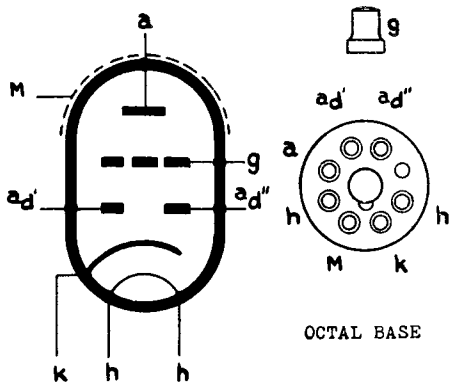
Medium gain triode for use as A.F. voltage amplifier
and combined with twin diodes.

LIMITING VALUES

$V_{a(b)}$ max.	550	V
V_a max.	300	V
W_a max.	1.5	W
V_{ad} max.	200	V
I_{ad} max.	0.8	mA
I_k max.	10	mA
V_g max. ($I_g=0.3\mu A$)	-1.3	V
R_g max. (Self bias)	3	M.ohms
R_g max. (Fixed bias)	1	M.ohm
V_{h-k} max.	100	V
R_{h-k} max.	20,000	ohms

ARRANGEMENT OF ELECTRODES AND BASE CONNECTIONS

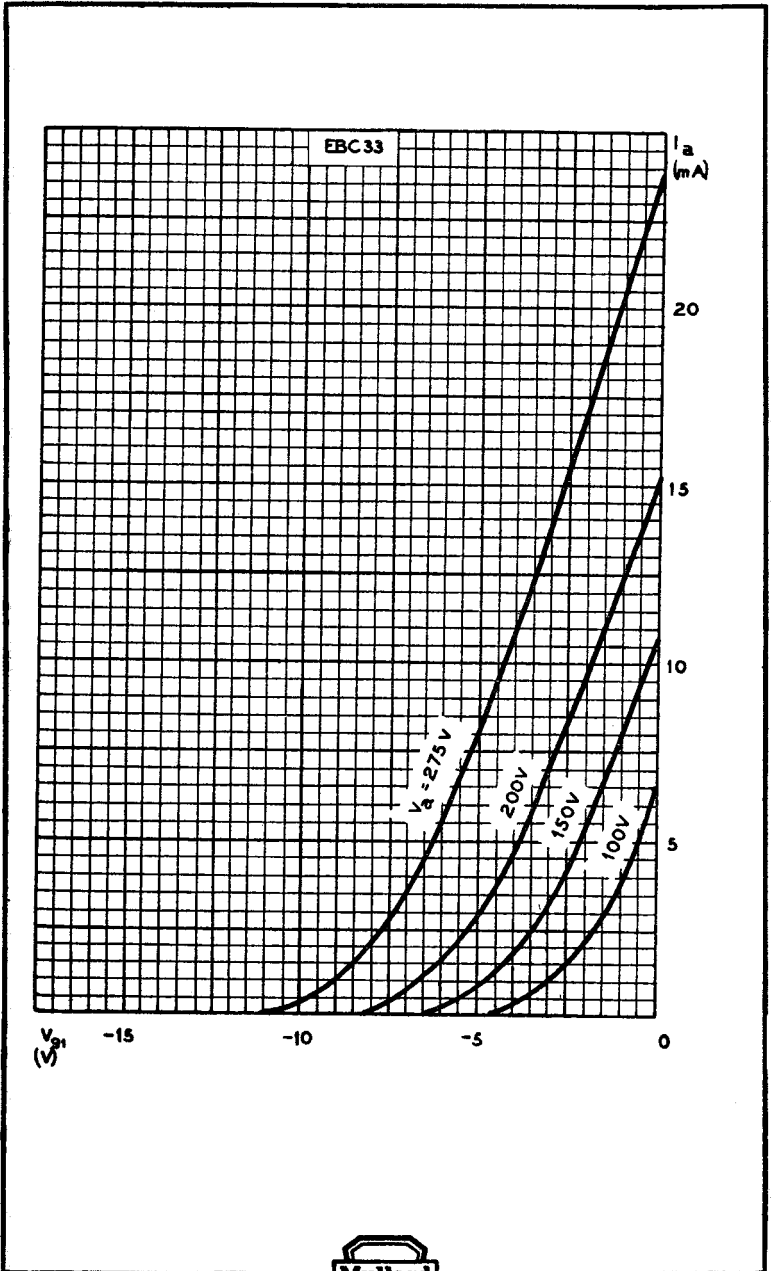
DIMENSIONS



DOUBLE DIODE TRIODE

EBC33

Medium gain triode for use as A.F. voltage amplifier and combined with twin diodes.



EBC33

DOUBLE DIODE TRIODE

Medium gain triode for use as A.F. voltage amplifier
and combined with twin diodes.

