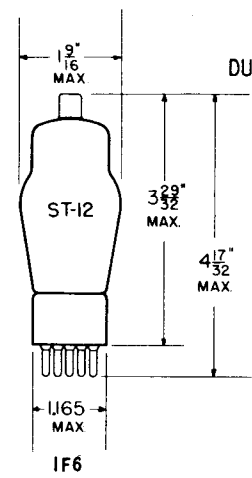
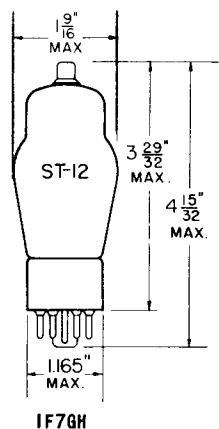


TUNG-SOL

DUO-DIODE PENTODE AMPLIFIER



IF6  
SMALL METAL  
CAP



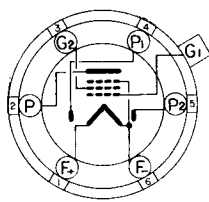
IF7GH  
SKIRTED MINIATURE  
CAP

COATED FILAMENT  
2.0 VOLTS 0.06 AMPERE  
DC


GLASS BULB

MOUNTING POSITION

HORIZONTAL OPERATION MAY BE PERMITTED IN THE IF6 TUBE TYPE IF PINS 1 AND 6 ARE ON A VERTICAL PLANE. THE SAME WILL BE TRUE FOR THE IF7GH TUBE TYPE IF PINS 2 AND 7 ARE ON A VERTICAL PLANE.



BOTTOM VIEW  
SMALL 6-PIN



BOTTOM VIEW  
SMALL SHELL  
8-PIN OCTAL

THE IF6 AND IF7GH CONSIST OF TWO DIODES AND A PENTODE IN A SINGLE BULB. THEY ARE DESIGNED FOR SERVICE AS DIODE DETECTORS, AVC RECTIFIERS AND PENTODE AMPLIFIERS. WITH THE EXCEPTION OF CAPACITANCES, THEIR ELECTRICAL CHARACTERISTICS ARE IDENTICAL.

RATINGS

|   |      |       |
|---|------|-------|
| MAXIMUM PLATE VOLTAGE                                     | 180  | VOLTS |
| MAXIMUM SCREEN VOLTAGE                                    | 67.5 | VOLTS |
| MAXIMUM PLATE DISSIPATION                                 | 0.4  | WATT  |
| MAXIMUM SCREEN DISSIPATION                                | 0.05 | WATT  |
| MINIMUM DIODE CURRENT PER PLATE WITH 10 VOLTS DC APPLIED. | 0.5  | MA.   |
| MAXIMUM DIODE CURRENT PER PLATE FOR CONTINUOUS OPERATION. | 0.25 | MA.   |

CONTINUED ON NEXT PAGE

PRINTED IN U. S. A.

PLATE  
1527  
JAN. 15  
1945

## TUNG-SOL

CONTINUED FROM PRECEDING PAGE

### DIRECT INTERELECTRODE CAPACITANCES

|                            | IF6        | IF7GH     |                  |
|----------------------------|------------|-----------|------------------|
| GRID TO PLATE <sup>A</sup> | 0.007 MAX. | 0.01 MAX. | $\mu\mu\text{f}$ |
| INPUT: G1 TO (F+G2+G3)     | 4.0        | 3.8       | $\mu\mu\text{f}$ |
| OUTPUT: P TO (F+G2+G3)     | 9.0        | 9.5       | $\mu\mu\text{f}$ |

### TYPICAL OPERATING CONDITIONS AND CHARACTERISTICS

-RF OR IF AMPLIFIER

#### PENTODE UNIT

|   |      |                  |
|---|------|------------------|
| PLATE VOLTAGE                             | 180  | VOLTS            |
| SCREEN VOLTAGE                            | 67.5 | VOLTS            |
| CONTROL GRID VOLTAGE                      | -1.5 | VOLTS            |
| PLATE RESISTANCE <sup>1</sup> (APPROX.)   | 1.0  | MEG OHM          |
| TRANSCONDUCTANCE                          | 650  | $\mu\text{MHOS}$ |
| TRANSCONDUCTANCE FOR $E_{c1} = -12$ VOLTS | 20   | $\mu\text{MHOS}$ |
| PLATE CURRENT                             | 2.2  | MA.              |
| SCREEN CURRENT                            | 0.7  | MA.              |

<sup>A</sup> WITH SHIELD CAN

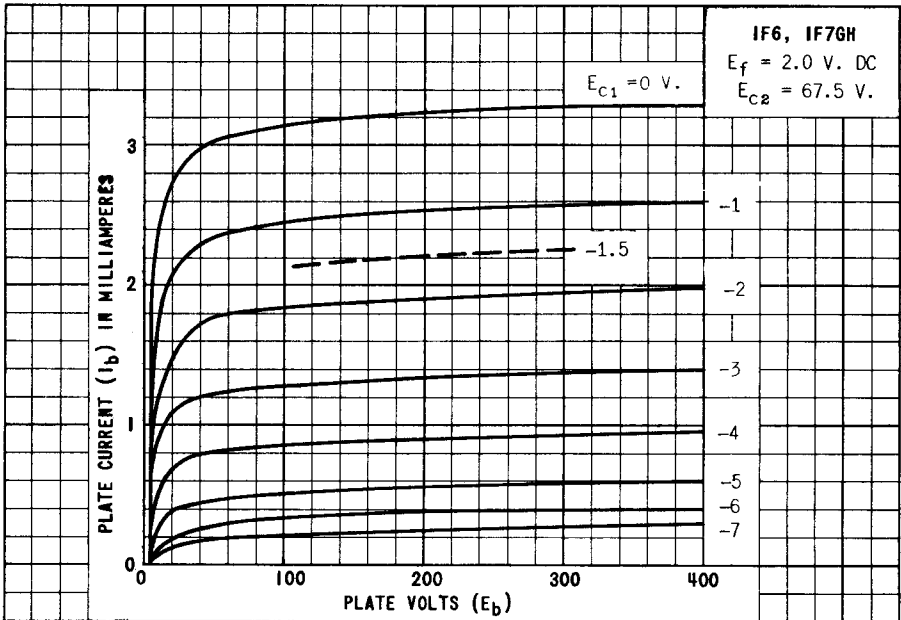


PLATE  
152B  
JAN. 15  
1945