



6J5
6J5-GT

6J5, 6J5-GT MEDIUM-MU TRIODE

GENERAL DATA

Electrical:

Heater, for Unipotential Cathode:
 Voltage. 6.3 ac or dc volts
 Current. 0.3 amp

	6J5	6J5-GT	
Direct Interelectrode Cap. (Approx.):	-	▲▲	
Grid to Plate.	3.4	3.8	μf
Grid to Cathode.	3.4	4.2	μf
Plate to Cathode	3.6	5.0	μf

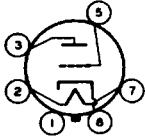
▲▲ with No. 308 shield connected to cathode.

Mechanical:

Mounting Position.	Any	Any
Maximum Overall Length	2-5/8"	3-5/16"
Maximum Seated Height.	2-1/16"	2-3/4"
Maximum Diameter	1-5/16"	1-5/16"
Bulb	Metal Shell, MT8G	T-9
Base	{ Small-Wafer Octal 6-Pin	{ Sm.-Wafer Octal 6-Pin, Sleeve
Basing Designation for BOTTOM VIEW	6Q	GT-6Q

Pin 1 { 6J5, Shell
6J5-GT, Base
Sleeve
Pin 2-Heater

Pin 3-Plate
Pin 5-Grid
Pin 7-Heater
Pin 8-Cathode



AMPLIFIER- Class A₁

Maximum Ratings, Design-Center Values:

PLATE VOLTAGE.	300 max.	volts
GRID VOLTAGE	0 max.	volts
CATHODE CURRENT.	20 max.	ma
PLATE DISSIPATION.	2.5 max.	watts
PEAK HEATER-CATHODE VOLTAGE:		
Heater negative with respect to cathode.	90 max.	volts
Heater positive with respect to cathode.	90 max.	volts

Typical Operation and Characteristics:

Plate Voltage.	90	250	volts
Grid Voltage	0	-8	volts
Amplification Factor	20	20	-
Plate Resistance	6700	7700	ohms
Transconductance	3000	2600	μmhos
Plate Current.	10	9	ma

6J5
6J5-GT



6J5, 6J5-GT
MEDIUM-MU TRIODE

Maximum Circuit Values:

Grid-Circuit Resistance. 1.0 max. megohm

Typical Operation as Resistance-Coupled Amplifier:

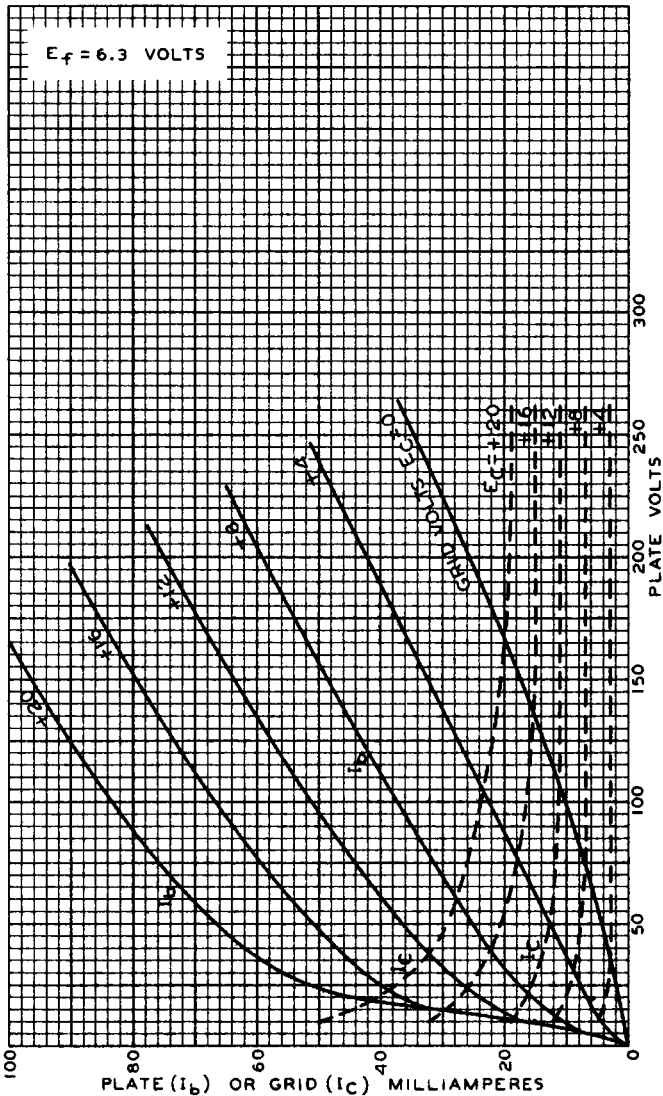
*See RESISTANCE-COUPLED AMPLIFIER CHART
at the front of this Section.*



6J5

6J5

AVERAGE PLATE CHARACTERISTICS



AUG. 10, 1943

TUBE DEPARTMENT

92CM-6448

RADIO CORPORATION OF AMERICA, HARRISON, NEW JERSEY

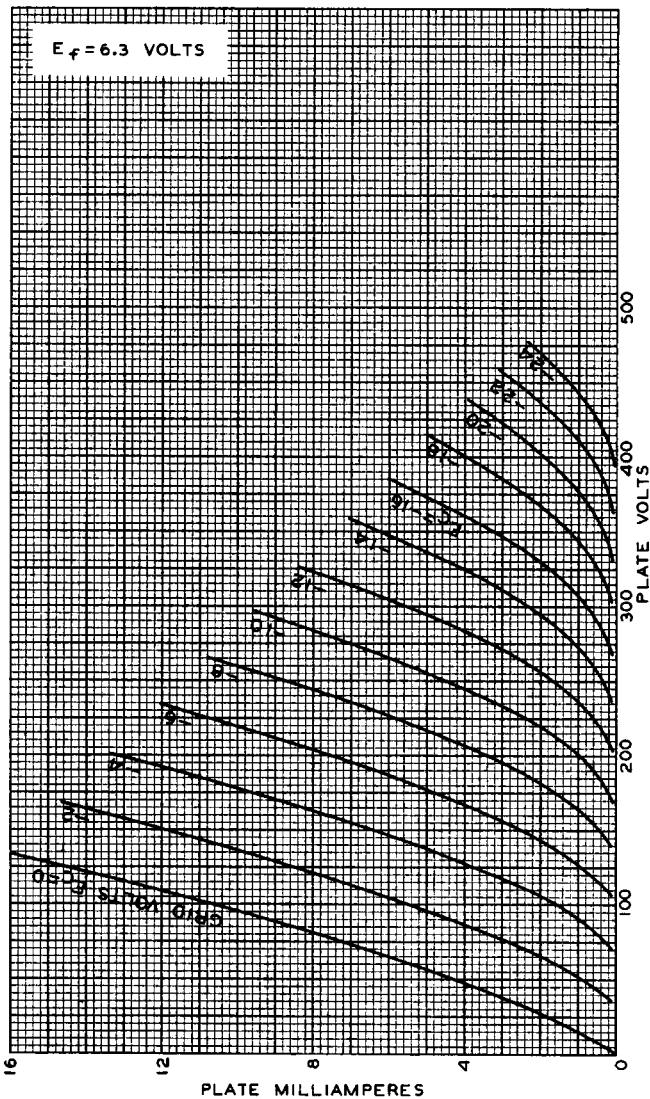
6J5



6J5

AVERAGE PLATE CHARACTERISTICS

$E_f = 6.3$ VOLTS



APRIL 27, 1943

TUBE DEPARTMENT

92CM-4771R1

RADIO CORPORATION OF AMERICA, HARRISON, NEW JERSEY