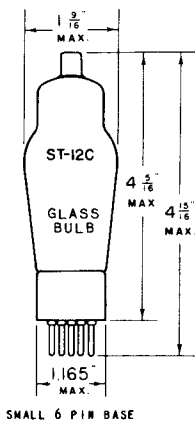


TUNG-SOL



SMALL 6 PIN BASE

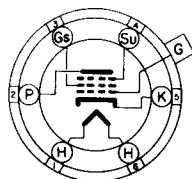
**TRIPLE GRID
REMOTE CUT-OFF AMPLIFIER**

UNIPOTENTIAL CATHODE

HEATER

6.3 VOLTS 0.3 AMPERE

AC OR DC



6F

BOTTOM VIEW

THE TUNG-SOL 6D6 IS A TRIPLE GRID VARIABLE MU AMPLIFIER. IT IS SUITABLE FOR USE WITH AVC IN RF AND IF AMPLIFIERS, AS IT MINIMIZES CROSS MODULATION. WITH THE EXCEPTION OF CAPACITANCES AND HEATER RATINGS, ITS ELECTRICAL CHARACTERISTICS ARE IDENTICAL WITH THOSE OF THE 6U7G AND THE 58.

RATINGS

→	MAXIMUM PLATE VOLTAGE	300	VOLTS
→	MAXIMUM SCREEN SUPPLY VOLTAGE	300	VOLTS
→	MAXIMUM SCREEN VOLTAGE	100	VOLTS
→	MINIMUM EXTERNAL GRID BIAS VOLTAGE	0	VOLT
→	MAXIMUM PLATE DISSIPATION	2.25	WATTS
→	MAXIMUM SCREEN DISSIPATION	0.25	WATT

TYPICAL OPERATING CONDITIONS AND CHARACTERISTICS

CLASS A₁ AMPLIFIER

PLATE VOLTAGE	100	250	VOLTS
SCREEN VOLTAGE	100	100	VOLTS
CONTROL GRID VOLTAGE	-3	-3	VOLTS
SUPPRESSOR GRID	CONNECTED TO CATHODE AT SOCKET		
PLATE CURRENT	8.0	8.2	MA.
SCREEN CURRENT	2.2	2.0	MA.
PLATE RESISTANCE APPROX.	0.25	0.8	MEGOHM
TRANSCONDUCTANCE	1500	1600	μMHOS
CONTROL GRID VOLTAGE	-50	-50	VOLTS
FOR TRANSCONDUCTANCE = 2 μMHOS			

TYPICAL OPERATING CONDITIONS WITH VARIABLE BIAS
AS MIXER IN SUPERHETERODYNE CIRCUIT

→	PLATE VOLTAGE	100	250	VOLTS
	SCREEN VOLTAGE	100	100	VOLTS
	SUPPRESSOR GRID	CONNECTED TO CATHODE AT SOCKET		
→	CONTROL GRID VOLTAGE APPROX. A	-10	-10	VOLTS

A MINIMUM FOR AN OSCILLATOR PEAK VOLTAGE OF 7 VOLTS. THESE VALUES ARE OPTIMUM.

CONTINUED NEXT PAGE

PLATE 579-4
OCT. 20 1939

DIRECT INTERELECTRODE CAPACITANCES

CONTROL GRID TO CATHODE	4.7	$\mu\mu\text{f}$
PLATE TO CATHODE	6.5	$\mu\mu\text{f}$
GRID TO PLATE ^s	.007 MAX.	$\mu\mu\text{f}$

^s WITH SHIELD. THE INTERNAL SHIELD WITHIN THE DOME OF THE 6D6 IS CONNECTED INTERNALLY TO THE CATHODE.

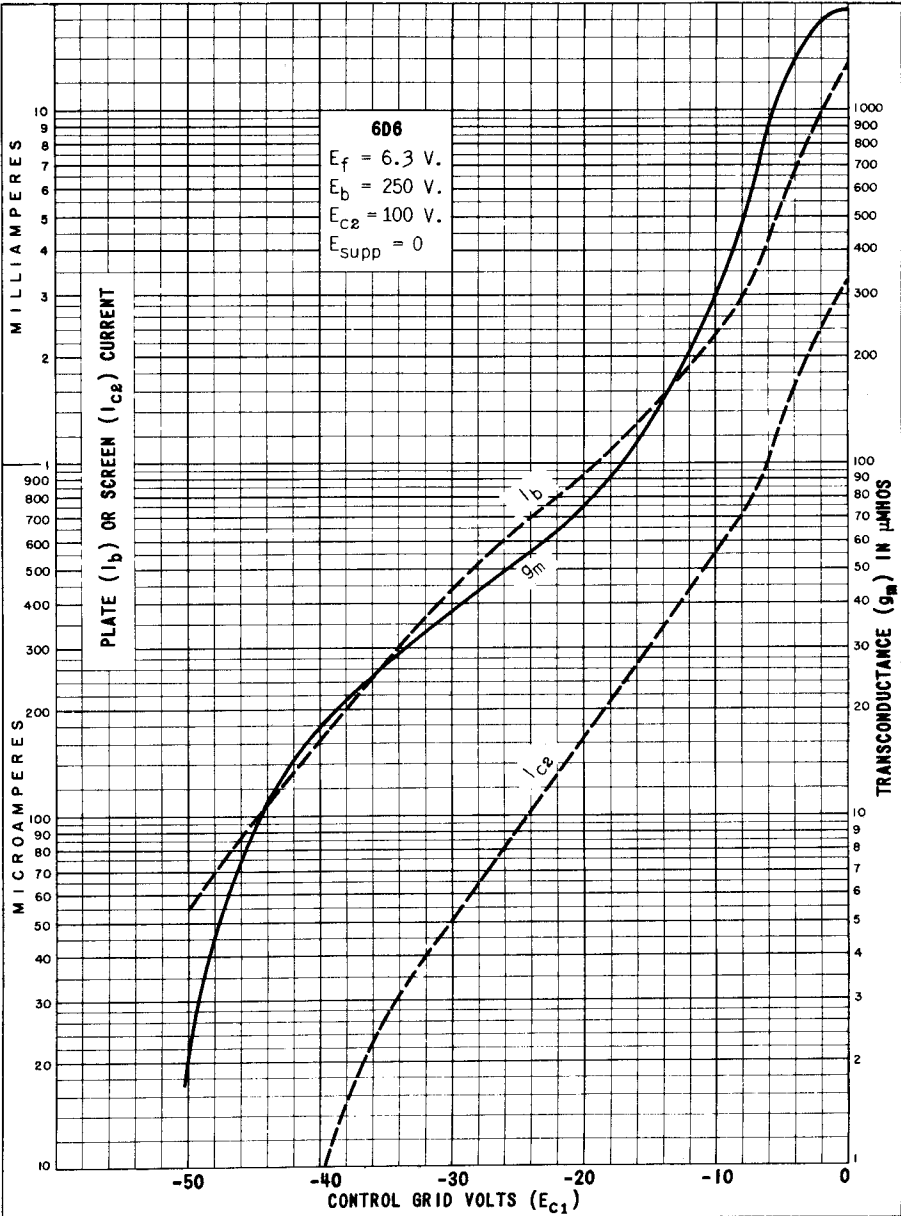
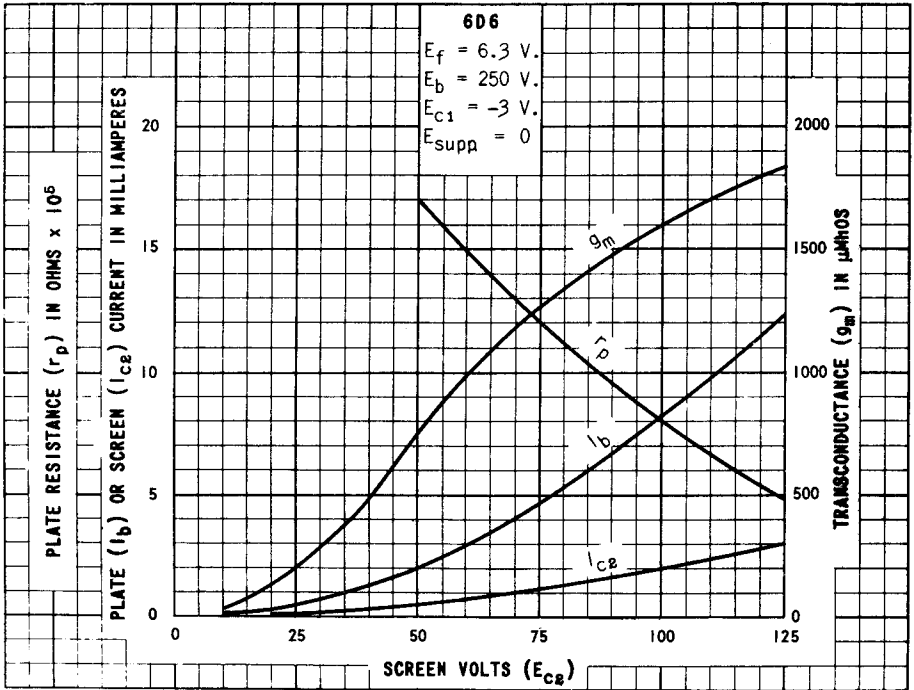
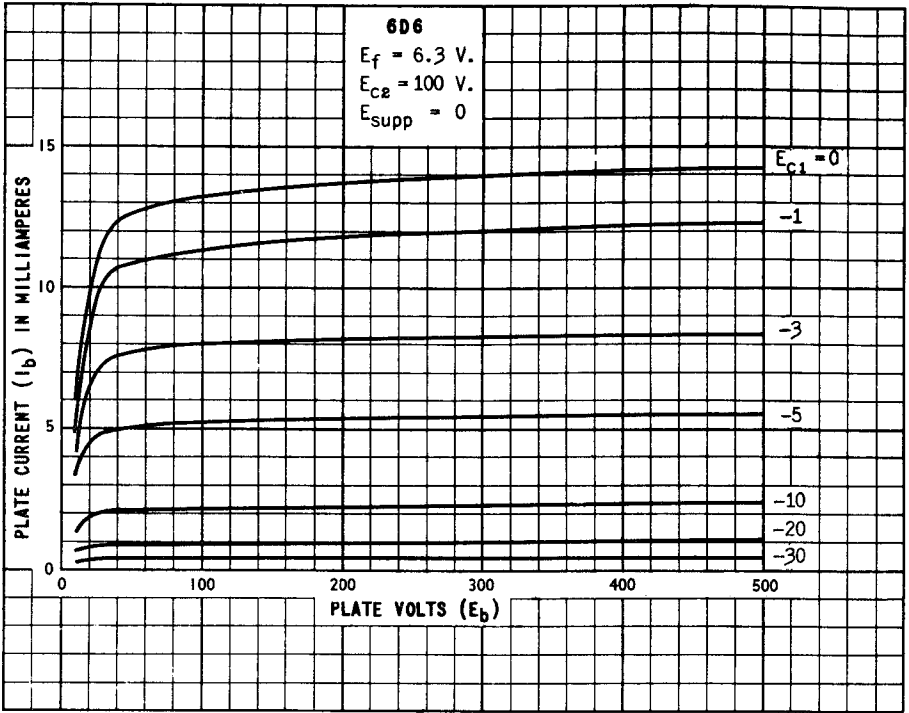


PLATE 580-4



PRINTED IN U. S. A.

PLATE
248-1

DEC. 12
1938

