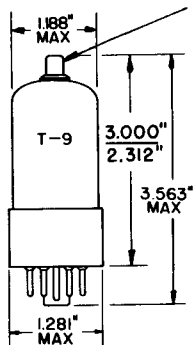


TUNG-SOL

TRIPLE DIODE TRIODE

GAP G1-3
SKIRTED MINIATURE

GLASS BULB

INTERMEDIATE SHELL
8 PIN OCTAL B8-6

OR

SHORT INTERMEDIATE SHELL

8 PIN OCTAL B8-58

OUTLINE DRAWING

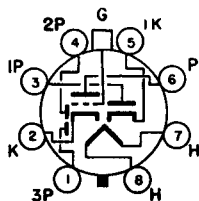
JEDEC 9-23 OR 9-48

FOR USE

IN AM/FM RECEIVERS

COATED UNIPOTENTIAL CATHODE

ANY MOUNTING POSITION



BOTTOM VIEW

BASING DIAGRAM

JEDEC 8CB

THE 6S8GT COMBINES IN ONE ENVELOPE A HIGH-MU TRIODE AND THREE SEPARATE DIODES. ONE OF THE THREE DIODES HAS A SEPARATE CATHODE PERMITTING USE AS A BALANCED DISCRIMINATOR OR DETECTOR. IN COMBINATION FM/AM RECEIVERS THIS TUBE PROVIDES THE NECESSARY ELEMENTS FOR DETECTION OF BOTH TYPES OF SIGNAL WITHOUT NEED FOR ADDITIONAL SWITCHING.

DIRECT INTERELECTRODE CAPACITANCES
 WITH EXTERNAL SHIELD 308 CONNECTED TO PIN 2

GRID TO ANY DIODE PLATE: (G TO P)	MAX.	0.005	pf
DIODE INPUT: (EACH UNIT): (DP TO H+K)	APPROX.	1.0	pf

HEATER CHARACTERISTICS AND RATINGS
 DESIGN CENTER VALUES - SEE EIA STANDARD RS-239

AVERAGE CHARACTERISTICS	6.3	VOLTS	300	MA.
MAXIMUM HEATER-CATHODE VOLTAGE			90	VOLTS
LIMITS OF APPLIED VOLTAGE			6.3±0.6	VOLTS

CONTINUED ON FOLLOWING PAGE

TUNG-SOL

CONTINUED FROM PRECEDING PAGE

MAXIMUM RATINGS

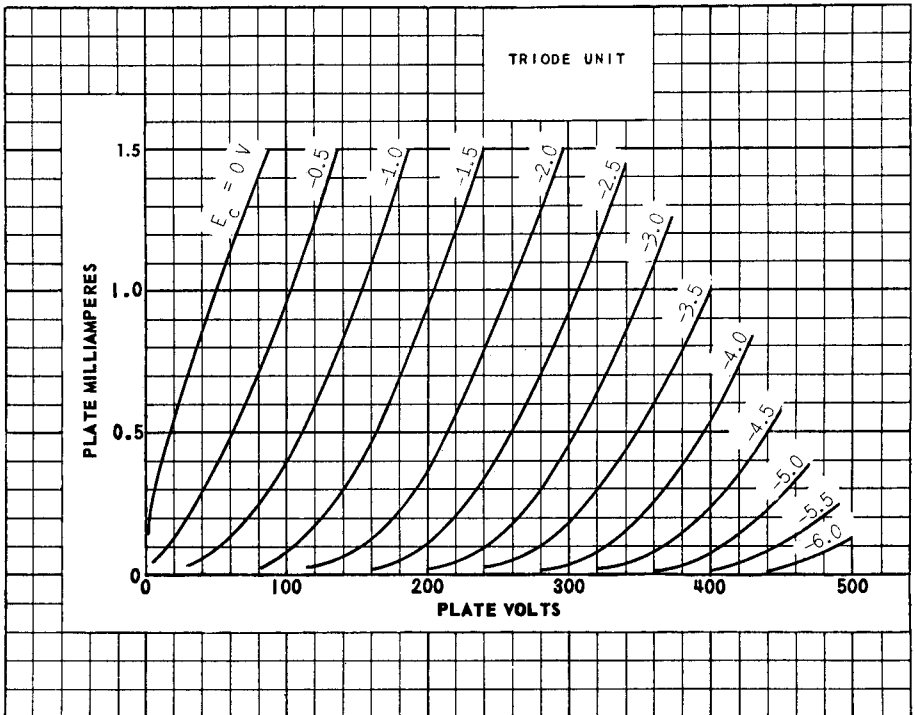
DESIGN CENTER VALUES - SEE EIA STANDARD RS-239


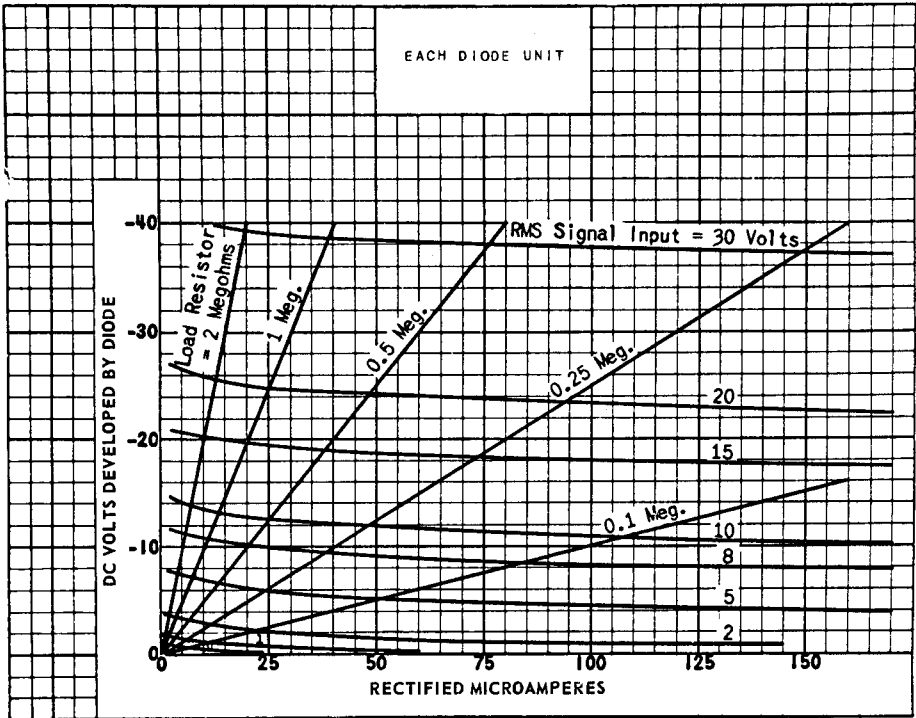
TRIODE PLATE VOLTAGE	300	VOLTS
TRIODE PLATE DISSIPATION	0.5	WATTS
CONTINUOUS DIODE CURRENT, EACH DIODE	1	MA.

TYPICAL OPERATING CHARACTERISTICS

CLASS A1 AMPLIFIER

PLATE VOLTAGE	100	250	VOLTS
GRID VOLTAGE	-1.0	-2.0	VOLTS
PLATE CURRENT	0.4	0.9	MA.
TRANSCONDUCTANCE	900	1,100	μ MHOS
AMPLIFICATION FACTOR	100	100	
PLATE RESISTANCE (APPROX.)	110	91	KOHMS
AVERAGE DIODE CURRENT WITH 10 VOLTS APPLIED EACH DIODE	2.5	2.5	MA.





PRINTED IN U. S. A.