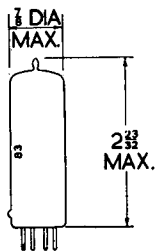
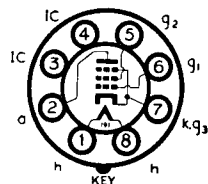


**EL41**  
**EL84**

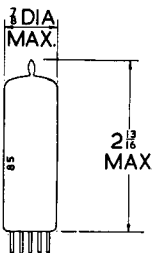
Replacement Type



**TYPE EL41**  
**POWER PENTODE**

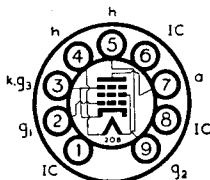


Heater Voltage ... ..	6.3 volts	Anode Current ... ..	36 mA
Heater Current ... ..	0.7 amp.	Screen Current ... ..	5.2 mA
Anode Voltage ... ..	250 volts	Mutual Conductance ... ..	10 mA/V
Screen Voltage ... ..	250 volts	Anode Load Impedance ... ..	7,000 Ω
Grid Voltage ... ..	-7 volts	Power Output (D <sub>tot</sub> = 10%)	4.2 watts



Current Equipment Type

**TYPE EL84**  
**MINIATURE**  
**OUTPUT PENTODE**



**RATINGS**

Heater Voltage ... ..	6.3 volts	Screen (g <sub>2</sub> ) Voltage ... ..	300 volts max.
Heater Current ... ..	0.76 amp.	Screen Dissipation (zero signal) ... ..	2 watts max.
Anode Voltage ... ..	300 volts max.	Screen Dissipation (max. signal) ... ..	4 watts max.
Anode Dissipation ... ..	12 watts max.	Cathode Current ... ..	65 mA max.

**OPERATING CHARACTERISTICS**

	Single Valve	Push Pull Class AB1
Anode Voltage ... ..	250	300 volts
Screen Voltage ... ..	250	300 volts
Control Grid Voltage ... ..	-7.3	— volts
Cathode Resistor ... ..	—	130 Ω
Anode Current ... ..	48	72 mA
Screen Current ... ..	5.5	8 mA
Mutual Conductance ... ..	11	— mA/V
Optimum Load ... ..	5.2	8.0 kΩ
Power Output (D <sub>TOT</sub> = 10%) ... ..	5.7 watts	17 watts

**INTER-ELECTRODE CAPACITANCES \***

Input ... ..	11 pF	Control Grid to Anode ... ..	0.5 pF max.
Output ... ..	6 pF	Control Grid to Heater ... ..	0.25 pF max.

\*With no external shield