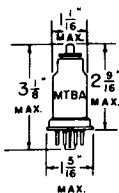


TUNG-SOL



METAL SHELL
SMALL WAFER
7 PIN OCTAL BASE
6Q7

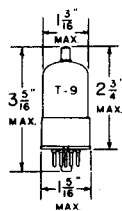
DUO-DIODE HIGH-MU TRIODE AMPLIFIER

UNI-POTENTIAL CATHODE

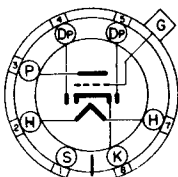
HEATER

6.3 VOLTS 0.3 AMPERE

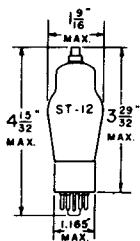
AC OR DC



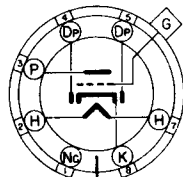
GLASS BULB
SMALL WAFER
7 PIN OCTAL BASE
6Q7G



7V
BOTTOM VIEW
6Q7, 6Q7GT



GLASS BULB
SMALL 7 PIN
OCTAL BASE
6Q7G



G-7V
BOTTOM VIEW
6Q7G

THE TUNG-SOL 6Q7, 6Q7G AND 6Q7GT COMBINE TWO DIODES AND A HIGH-MU TRIODE IN A SINGLE ENVELOPE, USING A COMMON CATHODE. THEY ARE DESIGNED FOR SERVICE AS DIODE DETECTORS, AVC RECTIFIERS, AND AS HIGH GAIN RESISTANCE COUPLED AMPLIFIERS IN AC, STORAGE BATTERY, AND AC-DC OPERATED RECEIVERS.

RATINGS

MAXIMUM PLATE VOLTAGE	300	VOLTS
MINIMUM DIODE CURRENT WITH 10 VOLTS DC APPLIED PER PLATE	0.8	MA.

AVERAGE CHARACTERISTICS OF TRIODE UNIT

PLATE VOLTAGE	100	250	VOLTS
CONTROL GRID VOLTAGE	-1	-3	VOLTS
PLATE CURRENT	0.8	1.0	MA.
PLATE RESISTANCE	58 000	58 000	OHMS
TRANSCONDUCTANCE	1200	1200	μMHOS
AMPLIFICATION FACTOR	70	70	

FOR "INTERPRETATION OF RATINGS" REFER TO FRONT OF BOOK.

CONTINUED NEXT PAGE

6Q7, 6Q7G, 6Q7GT

TUNG-SOL

TYPICAL OPERATING CONDITIONS AND CHARACTERISTICS

ZERO BIAS, RESISTANCE COUPLED, CLASS A₁ AMPLIFIER

PLATE SUPPLY VOLTAGE	100	300	VOLTS		
PLATE LOAD RESISTOR	0.25	0.25	MEGOHM		
GRID RESISTOR	10	10	MEGOHM		
COUPLING CONDENSER	.01 TO .005	.01 TO .005	μ f		
GRID RESISTOR FOR FOLLOWING TUBE	.5 TO 1.0	.5 TO 1.0	MEGOHM		
EXTERNAL GRID CIRCUIT IMPEDANCE	0	0	MEGOHM		
VOLTAGE GAIN	40	42	50	56	
VOLTAGE OUTPUT (RMS) ^A	11	13	51	58	VOLTS

^A AT 5% TOTAL HARMONIC DISTORTION.

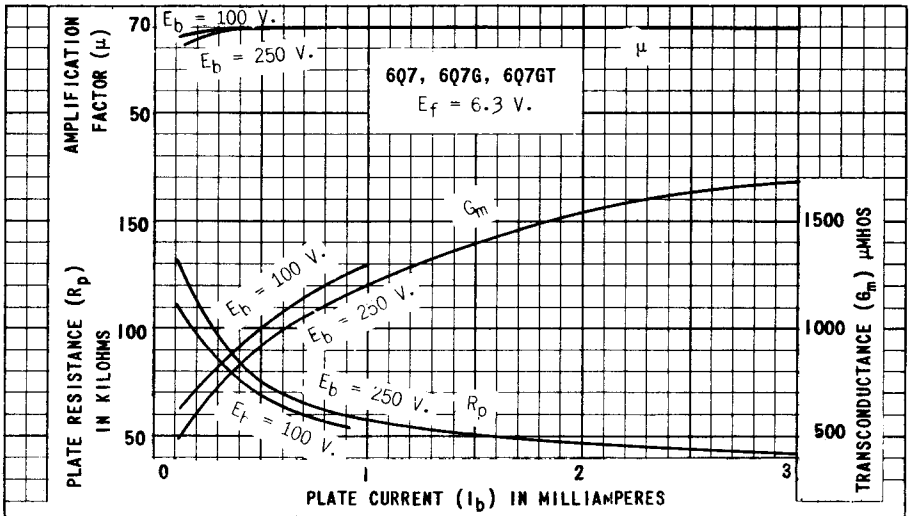
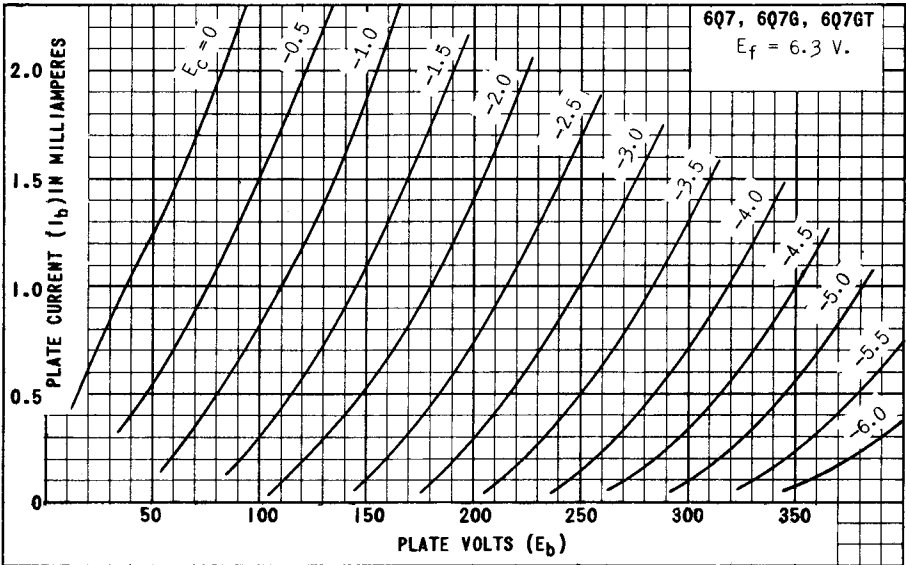


PLATE 1117-1