

TUNG-SOL

DUO-DIODE PENTODE AMPLIFIER

COATED UNIPOTENTIAL CATHODE

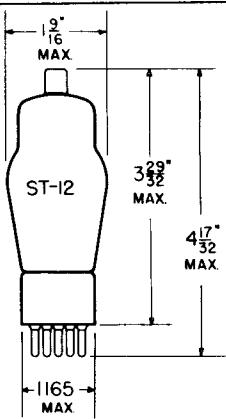
2B7 - 2.5 VOLTS 0.8 AMPERE

6B7 - 6.3 VOLTS 0.3 AMPERE

6B8G - 6.3 VOLTS 0.3 AMPERE

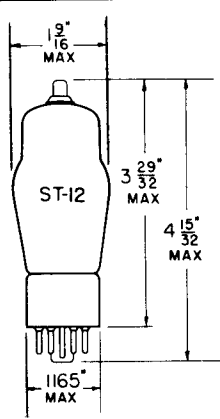
AC OR DC

GLASS BULB



2B7, 6B7

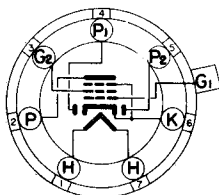
SMALL METAL
CAP



6B8G

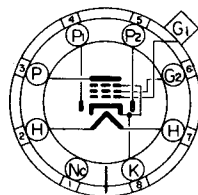
SKIRTED MINIATURE
CAP

ANY MOUNTING POSITION



BOTTOM VIEW

SMALL
7-PIN BASE



BOTTOM VIEW

SMALL SHELL
8-PIN OCTAL BASE

THE 2B7, 6B7, AND 6B8G CONSIST OF TWO DIODES AND A PENTODE UTILIZING A COMMON CATHODE. THEY ARE DESIGNED FOR SERVICE AS COMBINED DETECTORS, AVC RECTIFIERS AND PENTODE AMPLIFIERS.

RATINGS

INTERPRETED ACCORDING TO RMA STANDARD WB-210

MAXIMUM PLATE VOLTAGE	300	VOLTS
MAXIMUM SCREEN SUPPLY VOLTAGE	300	VOLTS
MAXIMUM SCREEN VOLTAGE	125	VOLTS
MINIMUM EXTERNAL GRID BIAS VOLTAGE	0	VOLTS
MINIMUM DIODE CURRENT PER PLATE WITH 10 VOLTS DC	0.8	MA.
MAXIMUM PLATE DISSIPATION	2.25	WATTS
MAXIMUM SCREEN DISSIPATION	0.3	WATTS

CONTINUED ON NEXT PAGE

PRINTED IN U. S. A.

PLATE
1545
JAN. 15
1945

TUNG-SOL

CONTINUED FROM PRECEDING PAGE

DIRECT INTERELECTRODE CAPACITANCES

WITH EXTERNAL SHIELD CONNECTED TO CATHODE

PENTODE UNIT

	2B7, 6B7	6B8G	
INPUT: G ₁ TO (F+K+G ₂ +G ₃)	3.5	3.6	μmf
OUTPUT: P TO (F+K+G ₂ +G ₃)	9.5	9.5	μmf
CONTROL GRID TO PLATE	0.007 (MAX.)	0.01 (MAX.)	μmf

TYPICAL OPERATING CONDITIONS AND CHARACTERISTICS

CLASS A₁ AMPLIFIER

PENTODE UNIT

PLATE VOLTAGE	100	180	250	250	VOLTS
SCREEN VOLTAGE	100	75	100	125	VOLTS
CONTROL GRID VOLTAGE	-3.0	-3.0	-3.0	3.0	VOLTS
PLATE CURRENT	5.8	3.4	6.0	9.0	MA
SCREEN CURRENT	1.7	0.9	1.5	2.3	MA.
PLATE RESISTANCE (APPROX.)	0.3	1.0	0.8	0.6	MEGOHM
TRANSCONDUCTANCE	950	840	1 000	1 125	μMHOS
GRID BIAS (FOR CATHODE CURRENT CUT-OFF, APPROX.)	-17	-13	-17	-21	VOLTS