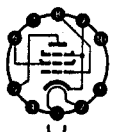
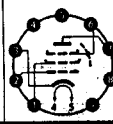


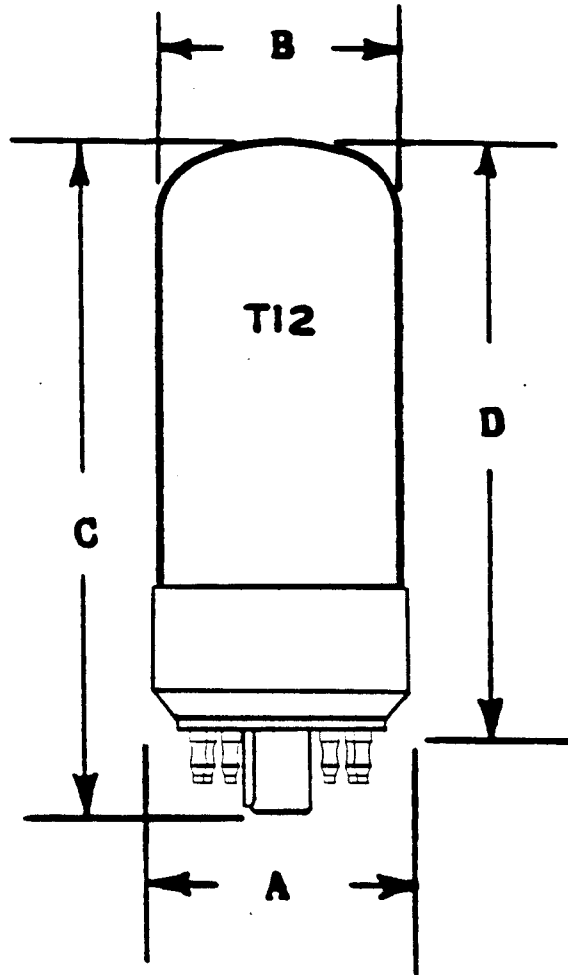
Type	Allgemeine Daten General data		Betriebswerte Typical operation		Grenzwerte Maximum ratings
<b>EL 156</b> NF-Leistungs- pentode für Leistungs- verstärker in Eintakt-A- und Gegentakt- schaltungen, Modulations- verstärker  AF power pentode for power amplifiers class A and push-pull, modulation amplifiers	Stahl 10	$U_f = 6,3 \text{ V}$	<b>Eintakt-A-Betrieb</b>		$U_{a0} = 1600 \text{ V}$
	Größe 42	$I_f \text{ ca. } 1,9 \text{ A}$	AF power amplifier, class A		$U_a = 800 \text{ V}$
	Outlines 42	indirekt geheizt indir. heated	$U_a = 350 \text{ V}$	$U_a = 450 \text{ V}$	$U_a = 50 \text{ W}$
	Stift · Pin		$U_{g2} = 250 \text{ V}$	$U_{g2} = 280 \text{ V}$	$U_{g2} = 800 \text{ V}$
1 —			$R_k = 60 \Omega$	$R_k = 90 \Omega$	$U_{g20} = 450 \text{ V}$
2 f		$U_{ba} = 440 \text{ V}$	$I_a = 120 \text{ mA}$	$I_a = 112 \text{ mA}$	$U_{g2} = 450 \text{ V}$
3 f		$U_{bg2} = 350 \text{ V}$	$I_{g2} = 15 \text{ mA}$	$I_{g2} = 17 \text{ mA}$	$N_{g2} = 8 \text{ W}$
4 —		$R_k = 150 \Omega$	$R_a = 4 \text{ k}\Omega$	$R_a = 3,8 \text{ k}\Omega$	$N_{g2 \text{ ausgest.}} = 12 \text{ W}$
5 a		$I_a = 100 \pm 20 \text{ mA}$	$U_{g1 \text{ eff}}(N) = 6 \text{ V}$	$U_{g1 \text{ eff}}(N) = 8,5 \text{ V}$	$I_k = 180 \text{ mA}$
6 g <sub>2</sub>		$I_{g2} = 16 \pm 5 \text{ mA}$	$N(8\%) = 15 \text{ W}$	$N(7,5\%) = 24 \text{ W}$	$R_{g1} = 100 \text{ k}\Omega$
7 —		$S = 13 \pm 3 \text{ mA/V}$	<b>2 Röhren Gegentakt- AB-Betrieb</b>		$U_{f/k} = 50 \text{ V}$
8 g <sub>1</sub>		$\mu_{g2/g1} = 15$	2 tubes push-pull, class AB		$R_{f/k} = 1 \text{ k}\Omega$
9 k, g <sub>3</sub>		$R_i = 20 \text{ k}\Omega$	triodes connection		$t_{\text{Kolben}} = 240 \text{ }^\circ\text{C}$
10 —			fixed grid bias		<b>Als Triode</b>
			$U_{ag2} = 500 \text{ V}$	$U_a = 800 \text{ V}$	As triode
			$R_k = 2 \times 250 \Omega$	$U_{g2} = 350 \text{ V}$	$U_{ag2} = 500 \text{ V}$
			$U_{ko} = 2 \times 110 \text{ mA}$	$U_{g1} = -24 \text{ V}$	
			$I_k \text{ ausgest.} = 2 \times 120 \text{ mA}$	$I_{a0} = 2 \times 45 \text{ mA}$	
			$U_{g1 \text{ eff}}(N) = 22 \text{ V}$	$I_a \text{ ausgest.} = 2 \times 120 \text{ mA}$	
			$R_{aa} = 2,8 \text{ k}\Omega$	$I_{g20} = 2 \times 5 \text{ mA}$	
			$N(2\%) = 30 \text{ W}$	$I_{g2 \text{ ausgest.}} = 2 \times 25 \text{ mA}$	
					<sup>1)</sup> $U_{g1 \text{ fest}}$ fixed grid bias



			$R_{aa} = 9,5 \text{ k}\Omega$	<b>Zubehör · Accessories</b>
			$U_{g1 \text{ eff}}(N) = 18 \text{ V}$	Fassung Lg.-Nr. 30 215
			$N(6\%) = 130 \text{ W}$	Halterung
				Lg.-Nr. 30 523
				Socket stock no. 30 215
				Clip stock no. 30 523
<b>EL 803</b> Leistungs- pentode für Breitband- verstärker  Power pentode for wide-band amplifiers	Pico 9	$U_f = 6,3 \text{ V}$		$U_a = 250 \text{ V}$
	Naval	$I_f \text{ ca. } 650 \text{ mA}$		$N_a = 9 \text{ W}$
	Größe 12	indirekt geheizt indir. heated		$U_{g2} = 250 \text{ V}$
	Outlines 12			$N_{g2} = 2 \text{ W}$
	Stift · Pin			$I_k = 70 \text{ mA}$
1 g <sub>2</sub>		$U_a = 200 \text{ V}$		$I_k = 1 \text{ MA}$
2 g <sub>1</sub>		$U_{g3} = 0 \text{ V}$		$R_{g1} = 0,5 \text{ M}\Omega$
3 k		$U_{g2} = 200 \text{ V}$		$U_{g1} = 120 \text{ V}$
4 f		$U_{g1} = -3,5 \text{ V}$		$R_{f/k} = 20 \text{ k}\Omega$
5 f		$I_a = 36 \text{ mA}$		$t_{\text{Kolben}} = 200 \text{ }^\circ\text{C}$
6 s, g <sub>3</sub>		$I_a = 5 \text{ mA}$		
7 a		$S = 10,5 \text{ mA/V}$		
8 —		$R_i = 60 \text{ k}\Omega$		
9 —		$\mu_{g2/g1} = 22$		
			<b>Kapazitäten · Capacitances</b>	<sup>1)</sup> $U_{g1 \text{ fest}}$ fixed grid bias
			$C_e = 10,4 \text{ pF}$	
			$C_a = 8 \text{ pF}$	
			$C_{g1/a} \leq 0,12 \text{ pF}$	
			$C_{g1/f} \leq 0,15 \text{ pF}$	



EL156



**PHYSICAL DIMENSIONS**

OUTLINE DRAWING NUMBER	INCHES					MILLIMETERS				
	A	B		C	D	A	B		C	D
	MAX.	MIN.	MAX.	MAX.	MAX.	MAX.	MIN.	MAX.	MAX.	MAX.
EL156	1.505	1.300	1.424	4.250	3.700	38.2	33.02	36.2	107.9	93.98